

Catalogue 2016

IT EN FR DE ES



Italian Concept, Design and Manufacture

W
WEBERT[®]
Made in Italy with Passion

Italian Concept, Design and Manufacture

La nostra storia ruota intorno alla passione. Innanzi tutto quella che in Webert mettiamo nel nostro lavoro di squadra, che consiste nel creare linee che esprimono eleganza, dando spazio ad un design giovane, moderno ed emergente. Ma la passione per ciò che realizziamo ci porta anche a nutrire un assoluto rispetto per chi sceglie i nostri prodotti. Ai quali il nostro cliente chiede raffinatezza, affidabilità, funzionalità e il giusto rapporto tra ciò che acquista e ciò che spende. È dal 1975 che questi valori ci guidano. Hanno fatto di Webert un'azienda che, nell'arredobagno italiano, significa innovazione, qualità e rigore. Sono le caratteristiche che ritrovate anche oggi nella nuova gamma di prodotti presentata in queste pagine.

The history of Webert revolves around passion. Primarily the passion that we at Webert put into our teamwork, which involves creating lines that embody elegance while providing scope for young, modern and emerging designs. From this passion for our creations comes total respect for the people who choose our products. They demand refinement, reliability, functionality and value for money. These have been our guiding values since 1975. These values have transformed Webert into a hallmark for innovation, quality and precision in the world of Italian bathroom fittings. And you can still find all these admirable qualities today in our new range of products presented here.

W
WEBERT
Made in Italy with Passion





QUALITÀ CERTIFICATA / CERTIFIED QUALITY / QUALITÉ CERTIFIÉE QUALITÄT MIT ZERTIFIKAT / CALIDAD CERTIFICADA

Tra i valori che formano le principali caratteristiche di Webert vi è la qualità di processo e di prodotto. Non concetti astratti ma realtà vissuta pienamente e certificata da primari enti internazionali preposti.

The procedure and product quality is the value that is Webert main characteristic.
Not abstract concepts, but a real situation certified by primary international accredited companies.

Parmi les valeurs qui constituent les principales caractéristiques de Webert, il ya la qualité de processus et de produit. Il ne s'agit pas de concepts abstraits mais d'une réalité concrète et certifiée par des primaires organismes internationales.

Zu den wichtigsten Werten, die charakteristisch für WEBERT sind, zählen Qualität in Prozess und Produkt. Keine abstrakten Begriffe, sondern gelebte Wirklichkeit, bestätigt von führenden, international anerkannten Prüfanstalten.

Entre los valores que forman las principales características de Webert, hay la calidad de proceso y producto. Ningun conceptos abstractos, sino realidad experimentada y certificada para las mas importantes marcas de calidad.



CROMATURA / CHROME PLATING / CHROMAGE

VERCHROMUNG / CROMADO

La qualità dei rivestimenti superficiali è di fondamentale importanza per garantire nel tempo la durata del prodotto; per ottenere un ottimo trattamento l'intero processo galvanico di cromatura è realizzato internamente all'azienda con tecnologie moderne e costantemente aggiornate. L'impianto di depurazione, collegato a quello di produzione, utilizza sistemi a "scarico zero" che limitano l'impatto ambientale al minimo.

The quality of the coating surfaces is very important to guarantee the working life of the product: in order to obtain a perfect result all galvanic processes are completely carried out inside the factory, using modern technologies being continuously updated. The depuration plant is connected to the manufacturing machinery and uses "zero waste" methods thus reducing the environmental impact.

La qualité des revêtements des surfaces est très importante pour garantir dans le temps la durée du produit: pour obtenir un excellent traitement, tout le processus galvanique de chromage est réalisé totalement auprès de notre usine avec des technologies modernes et mises à jours. L'implantation de dépuración relié à celui de la production utilise des systèmes avec « déchargement zéro » qui limitent au minimum l'impact sur l'environnement.

Die Qualität der oberflächigen Beschichtung ist sehr wichtig, damit ist die Dauer des Produktes garantiert; um ein sehr gute Behandlung zu haben, wird der komplette galvanische Verchromungsprozess innen der Firma mit modernen und aktualisierten Technologien durchgeführt. Der Reinigungsprozess, mit der Produktionsanlage verbunden, benutzt „Null-Abfluss“ Methoden, die die Umweltauswirkungen beschränken.

La calidad de los revestimientos superficiales es fundamental para garantizar la duración del producto. El proceso de galvanizado es hecho en el interior de la empresa y se cumple con tecnologías modernas y actualizadas. La depuradora es conectada a la instalación de producción y utiliza una forma "descarga cero" que limita el impacto ecológico.



OTTONE / BRASS / LAITON / MESSING / LATÓN

Tutte le gamme di prodotti WEBERT sono caratterizzate dall'impiego di materie prime di primissima qualità. Gli ottoni utilizzati nei processi di fusione, stampaggio e lavorazioni meccaniche sono contraddistinti da un basso contenuto di piombo osservando i limiti imposti dalle attuali Normative Internazionali applicate alle acque destinate al consumo umano.

All ranges of Webert products are characterized by the use of first quality raw materials. The brass metal used for casting, forging and mechanical operations contains a very low percentage of lead in compliance with the levels fixed by the present International Norms applied to the drinking water.

Toutes les gammes de produits Webert sont caractérisées par l'emploi de matières premières de haute qualité. Le laiton utilisé dans les processus de fusion, matriçage et usinage est caractérisé par un bas pourcentage de plomb en respectant les limites imposées par les normes internationales actuelles appliquées aux eaux potables.

Das gesamte Sortiment zeichnet sich durch beste Qualität der Rohmaterialien aus. Das Metall wird aus einem Guss gefertigt und maschinell verarbeitet. Das Material entspricht genau den internationalen Normen sowie der Trinkwasserordnung.

Todas las gamas de productos WEBERT son caracterizadas por la utilización de materias primas de primera calidad. Los latones empleados en los procesos de fusión, moldeo y elaboraciones mecánicas se distinguen por un bajo contenido de plomo, observando los límites puestos por las actuales normativas internacionales, aplicadas en las aguas para consumo humano.



VERNICIATURA / PAINTING / VERNISSAGE / LACKIERUNG / PINTURA

I trattamenti di verniciatura vengono effettuati con l'impiego di polveri epossidiche atossiche che conferiscono ai prodotti un'ottima resistenza al graffio, all'umidità, alle condizioni ambientali aggressive e ai raggi UV.

The painting treatments are carried out using epoxidic and atoxic powders giving the products an excellent endurance against scratches, humidity, aggressive environmental conditions and UV rays.

Les traitements de vernissage sont effectués avec l'emploi de poudres époxydiques et atoxiques et donnent aux produits une excellente endurance aux égratignures, à l'humidité, aux conditions environnementales agressives et aux rayons UV.

Die Lackierungsbehandlungen sind mit dem Einsatz von epoxidischen und atoxischen Pulvern durchgeführt, die die Produkten gegen Kratzer, Feuchtigkeit, aggressiven Umweltbedingungen und UV Strahlen schützen.

Los tratamientos de pintura son efectuados por medio de polvos epoxidicos atóxicos que confieren una optima resistencia a los rasguños, a la humedad y a las condiciones medioambientales agresivas y a los rayos UV.



FLESSIBILI ALIMENTAZIONE / FLEXIBLES HOSES / FLEXIBLES D'ALIMENTATION FLEXIBLE ANSCHLUSSSCHLÄUCHE / TUBOS FLEXIBLES DE ALIMENTACIÓN

I flessibili di alimentazione utilizzati nell'intera gamma WEBERT sono rispondenti a tutte le normative nazionali ed internazionali relative ai materiali a contatto con l'acqua potabile, tra le quali il DVGW KTW Classe A in Germania, il KIWA olandese, il certificato WRAS inglese, il SVGW svizzero, l'ACS francese, il NSF negli Stati Uniti e il Sai Global australiano.

The used flexible hoses into the full range of Webert products are in conformity with the national and international norms with regards to the materials in contact with drinking water, such as DVGW KTW Class A in Germany, the Dutsch KIWA, the English WRAS certificate, the Swiss SVGW, the french ACS, the NSF in the United States and the Australian Sai Global product certification.

Les flexibles d'alimentation utilisés dans toute la gamme des produits Webert sont conformes à toutes les normes nationales et internationales qui concernent les matériaux en contact avec l'eau potable, parmi les autres: le DVGW KTW Classe A en Allemagne, le KIWA hollandais, le certificat WRAS anglais, le SVGW suisse, l'ACS français, le NSF aux EtatsUnis et l'australien Sai Global.

Die verwendeten flex. Anschlusschläuche im gesamten Sortiment entsprechen genau den nationalen und internationalen Normen. Diese entsprechen ebenfalls der Trinkwasserordnung. Deutschland DVGW KTW Klasse A, Holland KIWA, England WRAS Zertifikat, Schweiz SVGW, Frankreich ACS, Vereinigten Staaten NSF, Australien Sai Global Produktzertifikat.

Los flexibles de alimentación empleados en la entera gama WEBERT responden a todas las normativas nacionales y internacionales, que se refieren a los materiales en contacto con el agua potable, entre las cuales DVGW KTW Clase A en Alemania, KIWA en los Países Bajos, la certificación WRAS en Inglaterra, SVGW en Suiza, ACS en Francia, NSF en los Estados Unidos y Sai Global en Australia.



IMBALLAGGIO / PACKAGING / EMBALLAGE / VERPACKUNG / EMBALAJES

Gli imballi sono accuratamente studiati per proteggere il prodotto e garantirne l'integrità e la qualità estetica fino al momento dell'installazione, soprattutto per prevenire danni durante il trasporto. Normalmente sono impiegate scatole di cartone microtripla molto resistenti e internamente il prodotto è protetto da sagome in spugna.

The packaging is carefully prepared to protect the product and guarantee the integrity and the esthetical quality up to the installation, above all in order to prevent damages during transportation. Normally packaging consists of very resistant three folded carton boxes and internally the product is protected by sponges.

Les emballages ont été étudiés pour protéger le produit et lui garantir l'intégrité et la qualité esthétique jusqu'au moment de l'installation et surtout pour prévenir des dommages pendant le transport. Normalement on emploie des boîtes de carton micro-triple très résistantes et à l'intérieur, le produit est protégé par des profils d'éponge.

Die Verpackungen sind sorgfältig vorbereitet, um die den Produkt zu schützen und dessen Unversehrtheit und ästhetischen Qualität zu sichern, bis der Endverbraucher den Produkt montiert und vor allem um Schaden während des Transportes zu verhindern. Normalerweise werden sehr widerstandsfähige dreifache Kartonschachtel verwendet und innen ist der Produkt mit Schwamm einlagen geschützt.

Los embalajes son proyectados para proteger el producto y garantizar la integridad y la calidad estética hasta el momento de la instalación, sobre todo para prevenir danos durante el transporte. Las cajas empleadas son de cartón micro triple muy resistentes y el producto es protegido por medio de perfiles de esponja.



CARTUCCE MISCELATRICI A DISCHI CERAMICI / CERAMIC CARTRIDGES CARTOUCHES À DISQUES CÉRAMIQUES / KERAMISCHE KARTUSCHEN CARTUCHOS CON DISCOS CERÁMICOS

Le cartucce miscelatrici impiegate nei prodotti WEBERT soddisfano le richieste delle più importanti normative internazionali. Le cartucce dia. 35 e dia. 40 SONO DOTATE DI UN DOPPIO DISPOSITIVO DI REGOLAZIONE DELLA PORTATA E DELLA TEMPERATURA, offrendo la possibilità all'utente finale di impostare i parametri in base alle proprie esigenze e condizioni di utilizzo PER UN EFFETTIVO RISPARMIO DI RISORSE ED ENERGETICO.

The ceramic cartridges used in Weibert products meet the requirements of the most important international standards. The 35 and 40 Ø cartridges ARE EQUIPPED WITH A DOUBLE CONTROL DEVICE OF FLOW RATES AND TEMPERATURE, enabling the consumer to adjust flow and temperature parameters according TO HIS NEEDS IN ORDER TO SAVE ENERGY AND RESOURCES.

Les cartouches employées dans les produits Weibert sont conformes aux demandes des plus importantes réglementations internationales. Les cartouches de diamètre 35 et diamètre 40 ONT UN DOUBLE DISPOSITIF DE RÉGULATION DU DÉBIT ET DE LA TEMPÉRATURE, et offrent à l'utilisateur final d'établir les paramètres sur la base de ses exigences et conditions d'usage POUR OBTENIR UNE EFFECTIVE ÉCONOMIE ÉNERGÉTIQUE ET DE RESSOURCES.

Die in Weibert Produkte verwendeten keramische Kartuschen kommen den Forderungen der internationalen. Die 35 and 40 ø kartuschen SIND MIT EINER DOPPELTEN VORRICHTUNG VERSEHEN, DIE DIE WASSERMENGE UND DIE TEMPERATUR REGULIERT, und das erlaubt den endverbraucher die parameter je nach bedarf anzulegen und verbrauchsbedingungen FÜR EINE EFFEKTIVE ERSPARUNG DER MATERIELLEN UND ENERGIEQUELLEN.

Los cartuchos empleados en los productos Weibert satisfacen las mas severas normativas internacionales. Los cartuchos con diámetro 35 y 40 SON EQUIPADOS CON UN DISPOSITIVO DOBLE PARA LA REGULACIÓN DE CAUDAL Y TEMPERATURA y ofrecen la posibilidad de ajustar los parámetros en base a las propias exigencias y condiciones de utilización PARA PERMITIR UN EFECTIVO AHORRO DE RECURSOS Y DE ENERGÍA.



INOX / INOX / INOX / INOX / INOX EDELSTAHL / ACERO INOX

I rubinetti più esclusivi della collezione Weibert impiegano materiali con caratteristiche superiori rispetto gli ottoni ed in particolare utilizziamo l'acciaio INOX AISI 304 L che è il più indicato per l'acqua potabile.

The most exclusive taps of Weibert collection are produced with materials of higher quality than those used for the brass products; we indeed use the INOX AISI 304 L steel, which is the most suitable for drinking water.

La robinetterie la plus exclusive de la collection Weibert utilise des matériaux avec des caractéristiques supérieures par rapport au laiton et en particulier nous utilisons l'acier INOX AISI 304, qui est le plus indiqué pour l'eau potable.

Die mehr exklusive Armaturen von Weibert Kollektion verwenden hochwertigere Rohmaterialien als Messing. Ins besonders wird Inox Edelstahl AISI 304 I verwendet, der für Trinkwasser empfohlen ist.

Para las griferías de las colecciones más exclusivas de Weibert, se utilizan materiales con características superiores a los latones, en particular utilizamos el acero INOX AISI 304 que es el más indicado para el agua potable.



PARTE INTERNA INCASSO / BUILT-IN PRODUCTS / ROBINETTERIE ENCASTREE / UNTERPUTZ-ARMATUREN / GRIFERÍAS EMPOTRADA

Tutti i sistemi da incasso della gamma Weibert hanno una doppia protezione: una parte è in polistirolo e protegge il rubinetto dal muro per evitare che la condensa s'infiltri lungo la parete e provochi macchie o distacco del rivestimento. Una seconda protezione è esterna e serve per proteggere le parti in finitura durante i lavori di installazione e di finitura del rivestimento.

All built-in systems of the Weibert range have a double protection: a part is made of polystyrene and protects the tap from the wall, in order to avoid the condensate seeps into the wall, causing damp patches or the detachment of the coating. A further protection is external and is used to protect the finished parts during the installation or the coating finishing.

Tous les systèmes encastrés de la gamme Weibert ont une double protection: une partie en polystyrène protège le robinet et empêche que le condensat s'infilte à travers les murs et soit cause de tâches ou de détachement du revêtement. Une deuxième protection est extérieure et sert pour la protection des parties finies pendant les travaux d'installation et du finissage du revêtement.

Alle die Unterputz-Systeme von Weibert Kollektion haben einen Doppelschutz: ein Kasten aus Polystyrol der, die Armatur vom Wand schützt, um zu vermeiden, dass das Kondenswasser sich der Wand entlang infiltriert und Flecken oder Beschichtungsablösungen verursacht. Ein zweite Außenschutz, der die Armaturausführung während der Installation und bzw. Beschichtungsarbeiten schützt.



LEGENDA

AC	accessori	DO	dorian	LV	living	SP	semplice
AI	aria	EL	elio	MT	malta	SX	sax
AM	armony	FT	flauto	OB	oblique	TS	360°
AS	azeta crystal	HB	habitat	OM	omega	VA	valentino
AZ	azeta	KA	karenina	OT	ottocento	WO	WOLO
BY	byblos	KE	keo	RI	rivoli	WD	window
CN	conic	KI	kimono	SN	springy		

FINITURE / FINISHES / FINITIONS / AUSFÜHRUNGEN / ACABADOS

.010

Oro
Gold
Doré
Gold
Oro

.015

Cromo
Chrome
Chromé
Verchromt
Cromo

.017

Chromo-Oro
Chrome-Gold
Chromé-Or
Chrom-Gold
Cromo-Oro

.065

Bronzato
Bronze
Bronze
Bronze
Bronce

.081

Talco

.082

Pomice

.083

Brina

.084

Arenaria

.085

Cacao

.086

Basalto

.563

Leva Nera
Black Handle
Poignée Noire
Schwarzer Griff
Maneta Negra

.564

Nero Opaco-Cromo
Matt Black-Chrome
Noir Mat-Chromé
Matt Schwarz-Chrom
Negro Mate-Cromado

.440

Acciaio
Steel
Acier
Edelstahl
Acero

.784

Leva Rossa Anodizzata
Anodized Red Handle
Poignée Rouge Andisée
Eloxierter Roter Griff
Maneta Roja Anodizada

.844

Bianco Lucido-Cromo
Shiny White Chrome
Blanc Brillant-Chromé
Glänzend Weiss-Chrom
Blanco Brillante-Cromado

DESIGN

10 ARIA
22 WOLO
32 Living
44 flauto
48 azeta evolution

PROJECTS

58 elio
68 kimono
74 rivoli

RETRÒ

80 karenina
90 ottocento
100 dorian

BASIC


110 sax

118 COMFORT


146 KITCHEN


158 ACCESSORIES


VARIANTI / VERSIONS / VERSIONS / VARIANTEN / VARIANTES

 **Articolo con flessibile con attacco da 1/2".**
Item with 1/2" flex. hose.
Article avec flexible 1/2".
Artikel mit flex. Anschluss Schlauch 1/2".
Artículo con tubo flexible, unión de 1/2".


Quantità pezzi per box.
Pieces for box.
box Pièces par boîte.
Stuecken pro Schachtel.
Piezas por caja.

 **Chiave per ghiera serraggio cartuccia.**
Key for cartridge sealing nut.
Clé pour écrou de serrage cartouche.
Kartuscheandruckhuelse.
Llave para virola fijación cartucho.

 **Articolo con eccentrici interasse fisso 153 mm.**
Item with 153 mm connections.
153 Article avec raccords à rosace 153 mm.
Artikel mit verdeckten Anschlüssen 153 mm Abstand.
Artículo con excéntricos, distancia entre los ejes fija 153 mm.

 **Peso confezione singola.**
Single package weight.
Poids de chaque pièce.
Einzelstück Gewicht.
Peso caja individual.

 **Aeratore.**
Aerator.
Aérateur.
Mischdüse.
Aireador.

 **Flessibile attacco muro.**
Wall flexible hose.
Flexible d'alimentation.
Anschluss Schlauch.
Tubo flexible de acero.

ARIA

Design: Massimiliano Settimelli



reddot design award
winner 2012

finiture / finishes / finitions / ausföhrungen / acabados

.015
Cromo
Chrome
Chromé
Verchromt
Cromado

.844
Bianco Lucido-Cromo
Shiny White-Chrome
Blanc Brillant-Chromé
Glänzend Weiss-Chrom
Blanco Brillante-Cromado



AI830101

BOX PCS. 8

Kg. 2,4



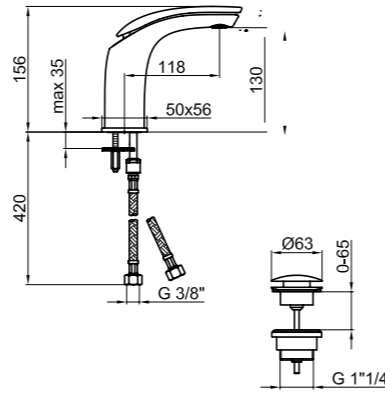
Miscelatore monocomando per lavabo con scarico up & down; con flex inox cm 37 att. 3/8" F.

Single lever washbasin mixer with up & down pop-up waste, with 3/8" F flex. hoses cm 37.

Mitigeur de lavabo avec vidage up & down, flexibles d'alimentation cm 37 3/8" F.

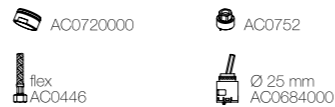
Einhebelmischer Waschtischbatterie mit up & down Ablaufgarnitur, mit flex. Anschlussschläuchen cm 37 3/8" F.

Monomando para lavabo con valvula click-clack, tubo flexible inoxidable de 37 cm, empalme 3/8" F.



.015 Cromo / Chrome / Chromé / Verchromt / Cromado

.844 Bianco Lucido-Cromo / Shiny White Chrome / Blanc Brillant-Chromé / Glänzend Weiss-Chrom / Blanco Brillante-Cromado



AI830102

AI830401

BOX PCS. 8

Kg. 3,1



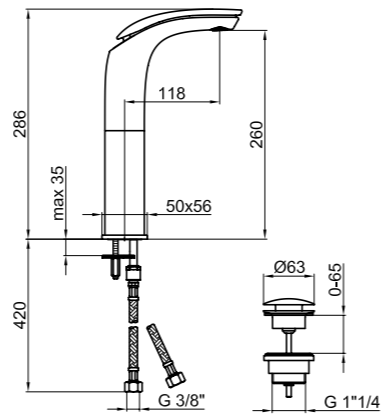
Miscelatore monocomando per lavabo alto con scarico up & down; flex inox cm 37 att. 3/8" F.

High single lever washbasin mixer with up & down pop-up waste, with 3/8" flex. hoses 37 cm.

Mitigeur de lavabo haut avec vidage up & down, flexibles d'alimentation cm 37 3/8" F.

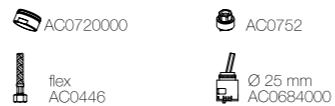
Einhebelmischer Waschtischbatterie, mit hoher Ausführung, mit up & down Ablaufgarnitur, mit Flex. Anschlussschläuchen cm 37 3/8" F.

Monomando para lavabo alto con valvula click-clack, tubo flexible inoxidable de 37 cm, empalme 3/8" F.



.015 Cromo / Chrome / Chromé / Verchromt / Cromado

.844 Bianco Lucido-v / Shiny White Chrome / Blanc Brillant-Chromé / Glänzend Weiss-Chrom / Blanco Brillante-Cromado



AI830402

AI840101

BOX PCS. 8

Kg. 2,0



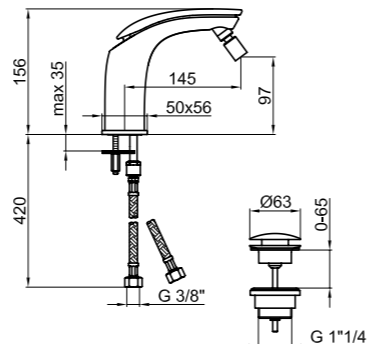
Miscelatore monocomando per bidet con scarico up & down; con flex inox cm 37 att. 3/8" F.

Single lever bidet mixer with up & down pop-up waste, with 3/8" F flex. hoses cm 37.

Mitigeur de bidet avec vidage up & down, flexibles d'alimentation cm 37 3/8" F.


Einhebelmischer Bidetbatterie mit up & down Ablaufgarnitur 1" 1/4, mit flex. Anschlussschläuchen cm 37 3/8" F.

Monomando para bidé con desagüe up & down, tubo flexible inoxidable de 37 cm, empalme 3/8" F.



.015 Cromo / Chrome / Chromé / Verchromt / Cromado

.844 Bianco Lucido-Cromo / Shiny White Chrome / Blanc Brillant-Chromé / Glänzend Weiss-Chrom / Blanco Brillante-Cromado



AI840102

AI832001

BOX PCS. 8

Kg. 1,9



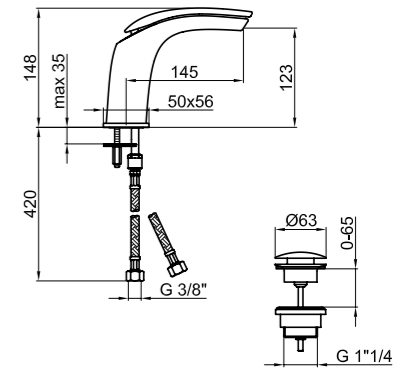
Miscelatore monocomando a cascata per lavabo con scarico up & down; con flex inox cm 37 att. 3/8" F.

Single lever washbasin mixer cascade with up & down pop-up waste, with 3/8" F flex. hoses cm 37.

Mitigeur de lavabo en cascade avec vidage up & down, flexibles d'alimentation cm 37 3/8" F.

Einhebelmischer Waschtischbatterie Kaskade mit up & down Ablaufgarnitur, mit und flex. Anschlussschläuchen cm 37 3/8" F.

Monomando para lavabo cascada libre con valvula click-clack, tubos flexibles acero inoxidable 37cm, 3/8" F.



.015 Cromo / Chrome / Chromé / Verchromt / Cromado

.844 Bianco Lucido-Cromo / Shiny White Chrome / Blanc Brillant-Chromé / Glänzend Weiss-Chrom / Blanco Brillante-Cromado



AI832201

BOX PCS. 8

Kg. 3,0



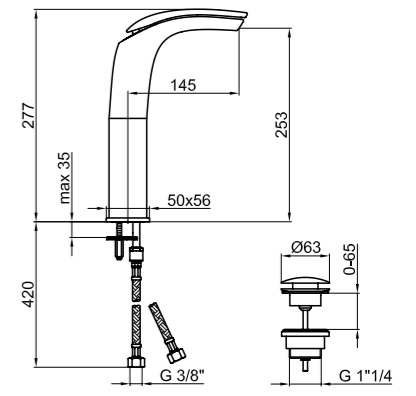
Miscelatore monocomando a cascata per lavabo alto con scarico up & down; flex inox cm 37 att. 3/8" F.

High single lever washbasin mixer cascade with up & down pop-up waste, with 3/8" flex. hoses 37 cm.

Mitigeur de lavabo haut en cascade avec vidage up & down, flexibles d'alimentation cm 37 3/8" F.

Einhebelmischer Waschtischbatterie mit Kaskade, mit hoher Ausführung, mit up & down Ablaufgarnitur, mit und Flex. Anschlussschläuchen cm 37 3/8" F.

Monomando para lavabo alto cascada libre con valvula click-clack, tubos flexibles acero inoxidable 37cm, 3/8" F.



.015 Cromo / Chrome / Chromé / Verchromt / Cromado

.844 Bianco Lucido-Cromo / Shiny White Chrome / Blanc Brillant-Chromé / Glänzend Weiss-Chrom / Blanco Brillante-Cromado



AI830606

BOX PCS. 8

Kg. 2,4



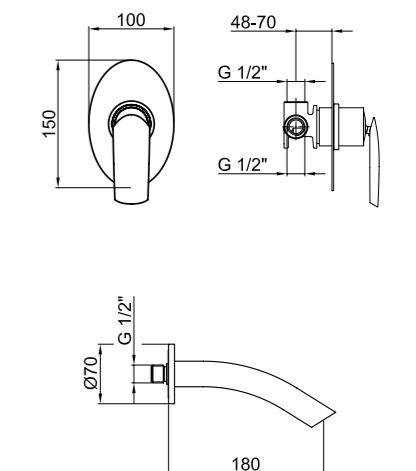
Miscelatore monocomando per lavabo incasso muro, con piastra, senza scarico e flessibili.

Concealed single lever washbasin mixer, with cover plate, without pop-up waste and flex hoses.

Mitigeur de lavabo à encastrer, avec rosace, sans vidage et flexibles.

Einhebelmischer Unterputz-Waschtischbatterie, mit Rosette, ohne Ablaufgarnitur und flex Anschlussschläuchen.

Monomando empotrable para lavabo de pared, con placa, sin desagüe ni tubos flexibles.



.015 Cromo / Chrome / Chromé / Verchromt / Cromado


.844 Bianco Lucido-Cromo / Shiny White Chrome / Blanc Brillant-Chromé / Glänzend Weiss-Chrom / Blanco Brillante-Cromado



AI832301

BOX PCS. 1

Kg. 5,5



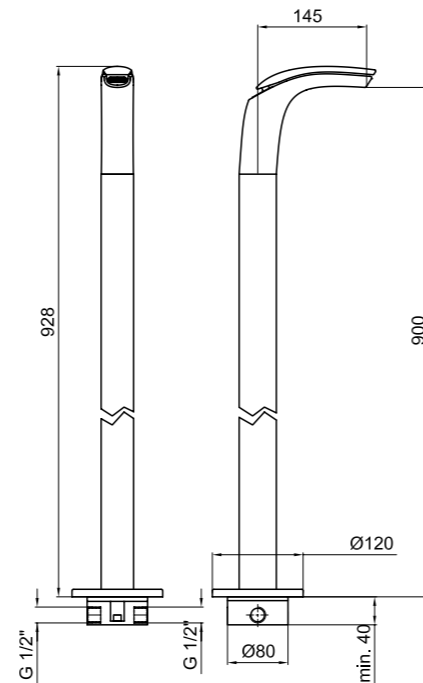
Miscelatore monocomando a cascata per lavabo a pavimento.

Single lever cascade floor mounted basin mixer.

Mitigeur lavabo en cascade au sol.

Einhebelmischer Stand-Waschtischbatterie mit Kaskade.

Monomando para lavabo a pavimento, cascada libre.



.015 Cromo / Chrome / Chromé / Verchromt / Cromado

.844 Bianco Lucido-Cromo / Shiny White Chrome / Blanc Brillant-Chromé / Glänzend Weiss-Chrom / Blanco Brillante-Cromado



AI880101

BOX PCS. 12

Kg. 1,9



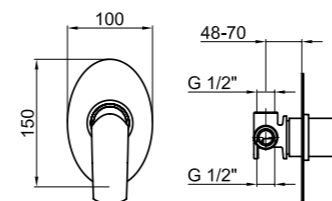
Miscelatore monocomando per doccia incasso, con piastra, senza flessibile, doccetta e gancio.

Concealed single lever shower mixer with cover plate, without shower set.

Mitigeur de douche à encastrer avec rosace, sans garniture de douche.

Einhebelmischer Unterputz-Brausebatterie, mit Rosette ohne Brausegarnitur.

Monomando empotrable para ducha, con placa, sin tubo flexible, ducha ni gancho.



.015 Cromo / Chrome / Chromé / Verchromt / Cromado

.844 Bianco Lucido-Cromo / Shiny White Chrome / Blanc Brillant-Chromé / Glänzend Weiss-Chrom / Blanco Brillante-Cromado



AI850101

BOX PCS. 6

Kg. 3,9



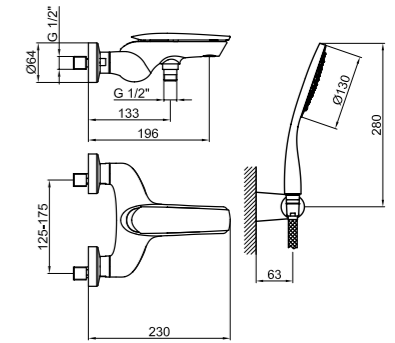
Miscelatore monocomando per vasca esterno completo con flessibile da 150 cm, doccetta anticalcare e supporto.

Single lever bath mixer with shower set complete of hose 150 cm, handshower and holder.

Mitigeur bain-douche complet de flexible 150 cm, douchette et support mural.

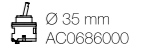
Einhebelmischer Badebatterie mit Brausegarnitur bestehend aus Brauseschlauch 150 cm, Handbrause und Wandhalterung.

Monomando externo para bañera completo, con tubo flexible de 150 cm, ducha a prueba de incrustaciones y soporte.



.015 Cromo / Chrome / Chromé / Verchromt / Cromado

.844 Bianco Lucido-Cromo / Shiny White Chrome / Blanc Brillant-Chromé / Glänzend Weiss-Chrom / Blanco Brillante-Cromado



153

AI850102

BOX PCS. 6

Kg. 3,5



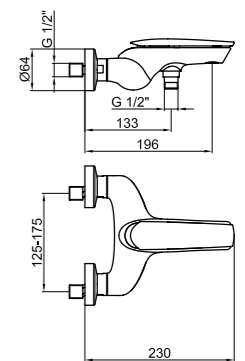
Miscelatore monocomando per vasca esterno; senza flessibile, doccetta e gancio di supporto.

Single lever bath mixer without shower set.

Mitigeur bain-douche sans garniture de douche.

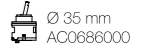
Einhebelmischer Badebatterie ohne Brausegarnitur.

Monomando externo para bañera, sin tubo flexible, ducha ni gancho de soporte.



.015 Cromo / Chrome / Chromé / Verchromt / Cromado

.844 Bianco Lucido-Cromo / Shiny White Chrome / Blanc Brillant-Chromé / Glänzend Weiss-Chrom / Blanco Brillante-Cromado



153

AI870102

BOX PCS. 6

Kg. 2,6



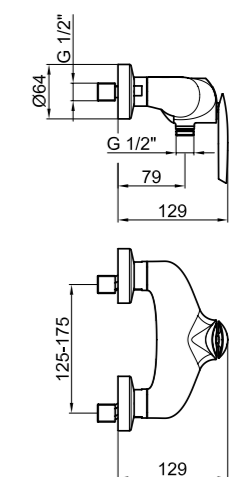
Miscelatore monocomando per doccia esterno; senza flessibile, doccetta e gancio di supporto.

Single lever shower mixer without shower set.

Mitigeur de douche sans garniture de douche.

Einhebelmischer Brausebatterie ohne Brausegarnitur.

Monomando externo para ducha, sin tubo flexible, ducha ni gancho de soporte.



.015 Cromo / Chrome / Chromé / Verchromt / Cromado

.844 Bianco Lucido-Cromo / Shiny White Chrome / Blanc Brillant-Chromé / Glänzend Weiss-Chrom / Blanco Brillante-Cromado



153

AI860101

BOX PCS. 12

Kg. 2,1



Miscelatore monocomando per vasca incasso con deviatore; senza flessibile, doccetta e gancio di supporto.

Concealed single lever bath mixer with diverter, without shower set.

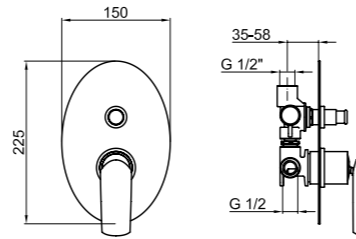
Mitigeur bain-douche à encastrer avec inverseur, sans garniture de douche.

Einhebelmischer Unterputz-Badebatterie mit Umstellung, ohne Brausegarnitur.

Monomando empotrable para bañera, con desviador; sin tubo flexible, rociador ni soporte.

.015 Cromo / Chrome / Chromé / Verchromt / Cromado

.844 Bianco Lucido-Cr / Shiny White Ch / Blanc Brillant-Ch / Glänzend Weiss-Ch / Blanco Brillante-Cr



AC0691015



AC0341015



Ø 35 mm
AC0687000

AC0319

BOX PCS. 12

Kg. 0,9



Bocca d'erogazione senza deviatore per vasca incasso; attacco da 1/2"

Spout for concealed bath mixer, 1/2" connection.

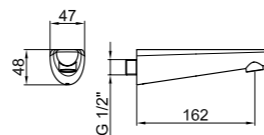
Bec pour mitigeur bain/douche encastré, attache 1/2"

Gussauslauf für Unterputz-Badebatterie, 1/2" Anschluss.

Boca de erogación sin desviador para bañera empotrable; conexión 1/2".

.015 Cromo / Chrome / Chromé / Verchromt / Cromado

.844 Bianco Lucido-Cromo / Shiny White Chrome / Blanc Brillant-Chromé / Glänzend Weiss-Chrom / Blanco Brillante-Cromado



AC0688015

AC0869

box pcs. 12

Kg. 0,7



Bocca d'erogazione senza deviatore per vasca incasso; attacco da 1/2"

Spout for concealed bath mixer, 1/2" connection.

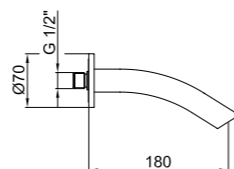
Bec pour mitigeur bain/douche encastré, attache 1/2".

Gussauslauf für Unterputz-Badebatterie, 1/2" Anschluss.

Boca de erogación sin desviador para bañera empotrable; conexión 1/2".

.015 Cromo / Chrome / Chromé / Verchromt / Cromado

.844 Bianco Lucido-Cromo / Shiny White Chrome / Blanc Brillant-Chromé / Glänzend Weiss-Chrom / Blanco Brillante-Cromado



AC0680

BOX PCS. 12

Kg. 1,5



Deviatore incasso completo, 3 vie.

Concealed 3 ways diverter.

Inverseur 3 voies encastré.

Unterputz 3-Weg Umsteller.

Desviador de 3 vias empotrable.

.015 Cromo / Chrome / Chromé / Verchromt / Cromado

.844 Bianco Lucido-Cromo / Shiny White Chrome / Blanc Brillant-Chromé / Glänzend Weiss-Chrom / Blanco Brillante-Cromado



AC0342015



Ø 40 mm
AC0335000

AC0398

BOX PCS. 6

Kg. 1,6



Braccio con soffione snodato in PVC.

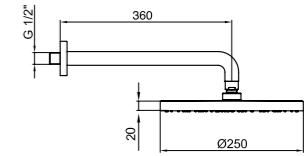
Shower arm with ball joint and PVC shower head.

Bras de douche avec rotule et pomme de douche en PVC.

Brausearm mit Gelenkstück und PVC Brausekopf.

Braso ducha con rociador con rotula de PVC.

.015 Cromo / Chrome / Chromé / Verchromt / Cromado



AC0320

box pcs. 12

Kg. 0,3



Soffioncino laterale cilindrico con limitatore portata 6 l/min.

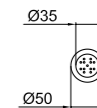
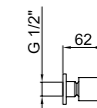
Lateral cylindrical body jet with 6l/min flow rate.

Jet latéral cylindrique avec limiteur de débit 6 l/min.

Seitliche zylindrische Düse mit 6l/min Wassermengebegrenzer.

Ducha lateral cilíndrica con limitador de caudal 6 l/min.

.015 Cromo / Chrome / Chromé / Verchromt / Cromado



AC0764

BOX PCS. 12

Kg. 0,5



Kit supporto doccetta monogetto e flessibile.

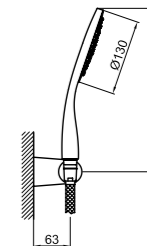
Shower set composed of holder, monospray handshower and flex hose.

Garniture de douche composée de support mural, douchette monojet et flexible.

Brausegarnitur bestehend aus Wandhalterung, 1 Funktion Handbrause und Schlauch.

Kit de ducha con soporte, ducha y flexible.

.015 Cromo / Chrome / Chromé / Verchromt / Cromado



AC0344

BOX PCS. 12

Kg. 0,2



Curva da incasso per presa acqua, attacchi da 1/2" M.

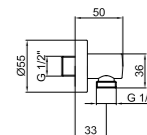
Wall elbow 1/2" M connection.

Coude de sortie, attache 1/2" M.

Unterputz-Anschlusswinkel 1/2" M.

Curva de encastre para toma de agua, juntas de 1/2" M.


.015 Cromo / Chrome / Chromé / Verchromt / Cromado



AI870105

BOX PCS. 1

 Kg. 4,2

 Kg. 2,6

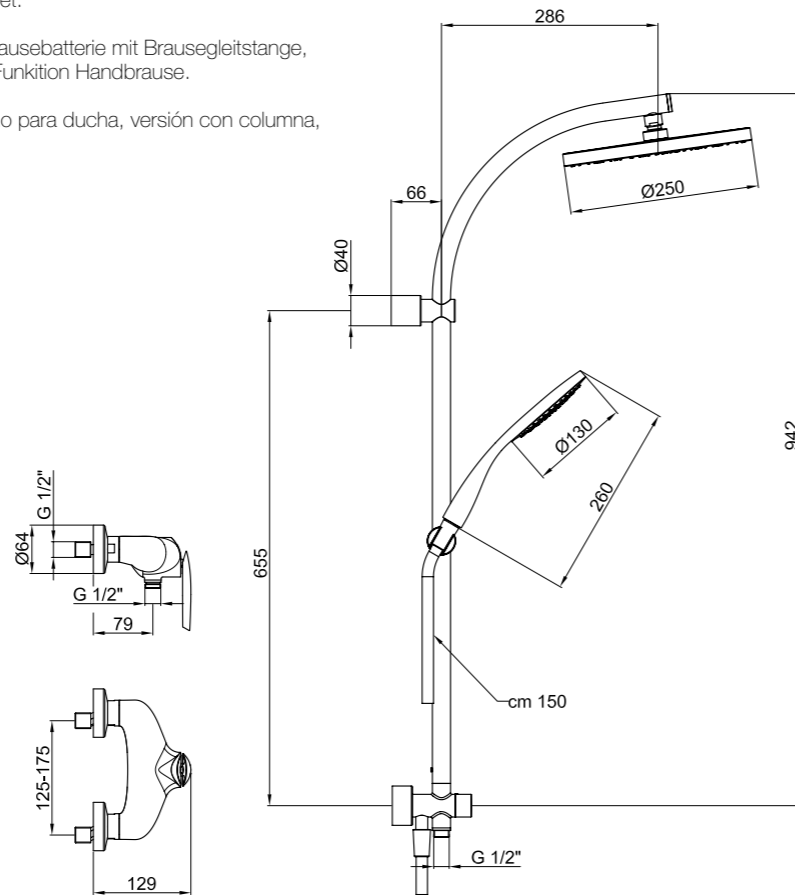
Miscelatore monocomando per doccia esterno, versione completa di colonna, soffione e doccetta monogetto.

Shower mixer with column, shower head and monospray handshower.


Mitigeur de douche avec colonne, pomme de douche et douchette monojet.

Einhebelmischer Brausebatterie mit Brausegleitstange, Brausekopf und 1 Funktion Handbrause.

Monomando externo para ducha, versión con columna, rociador y ducha.




.015 Cromo / Chrome / Chromé / Verchromt / Cromado

 Ø 35 mm
AC0686000

AC0741

BOX PCS. 1

 Kg. 6,5

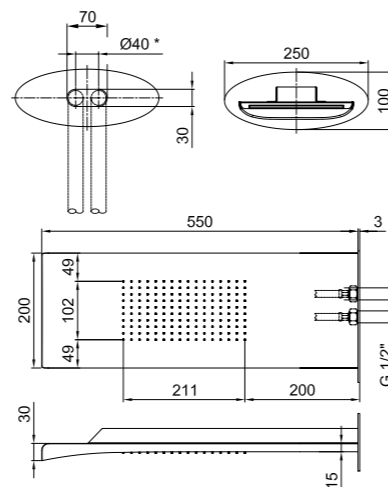
Soffione multifunzione in acciaio INOX lucido fissaggio a parete.

Shiny stainless steel multifunction cascade shower head with wall shower arm.

Pomme de douche multijet cascade en acier inox brillant avec bras de douche mural.

Cascade massagekopfbrause aus glänzenden edelstahl mit wandbrausearm.

Rociador de pared con cascada inox brillo.



.845 Acciaio Lucido / Shiny Steel / Acier Brillant / Glänzend Poliert / Acero Brillante

* interasse massimo tubi G1/2" F

AC0765

Leva lavabo-bidet ARIA.

ARIA washbasin-bidet handle.

Poignée lavabo et bidet ARIA.

ARIA Waschtisch- und Bidetmischer hebel.

Maneta lavabo-bidé ARIA.



.015 Cromo / Chrome / Chromé / Verchromt / Cromado

.081 Talco

.082 Pomice

.083 Brina

.084 Arenaria

.085 Cacao

.086 Basalto

AC0766


Leva vasca esterno ARIA.

ARIA external bath mixer handle.

Poignée mitigeur de bain-douche ARIA.

ARIA Bademischer Hebel.

Maneta baño ducha externo ARIA.



.015 Cromo / Chrome / Chromé / Verchromt / Cromado

.081 Talco

.082 Pomice

.083 Brina

.084 Arenaria

.085 Cacao

.086 Basalto

AC0767


Leva doccia esterno - doccia e vasca incasso ARIA.

ARIA external shower mixer and concealed bath mixer handle.

Poignée mitigeur de douche et de bain-douche encastré ARIA.

ARIA Brausemischer und Unterputz-Badebatterie Hebel.

Maneta ducha externa - encastre ducha y encastre baño ducha ARIA.



.015 Cromo / Chrome / Chromé / Verchromt / Cromado

.081 Talco

.082 Pomice

.083 Brina

.084 Arenaria

.085 Cacao

.086 Basalto

AI500501
AI500601

box pcs. 4

Kg. 1,2

Kg. 1,4




Porta asciugamano in ottone.

Brass towel holder.

Porte serviette en laiton.

Handtuchhalter aus Messing.

Toallero de laton.



AI500501 cm 45
AI500601 cm 56

.015 Cromo / Chrome / Chromé / Verchromt / Cromado
.015 Cromo / Chrome / Chromé / Verchromt / Cromado

AI501201

box pcs. 6

Kg. 0,2



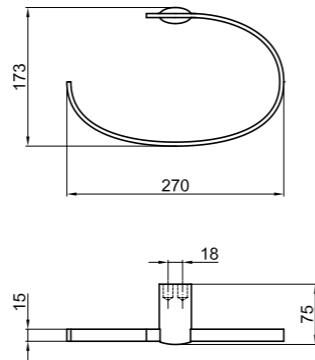
Anello porta salviette.

Ring shaped towel holder.

Porte serviettes à anneau.

Handtuchring.

Toallero anilla.



.015 Cromo / Chrome / Chromé / Verchromt / Cromado

■ **AI500101**

BOX PCS. 10

Kg. 1,6



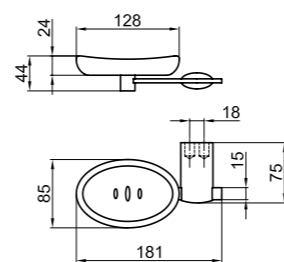
Porta sapone a parete in ceramica.

Wall mounted ceramic soap dish.

Porte savon à mur en céramique.

Seifenschale aus Keramik.

Jabonera a pared de ceramica.



.015 Cromo / Chrome / Chromé / Verchromt / Cromado

■ **AI500201**

BOX PCS. 10

Kg. 1,0



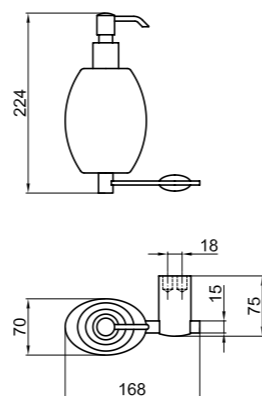
Porta dosatore sapone liquido a parete in ceramica con pompetta in metallo.

Wall mounted ceramic liquid soap dispenser.

Distributeur de savon liquide à mur en céramique.

Seifenspender aus Keramik.

Dosificador a pared de ceramica.



.015 Cromo / Chrome / Chromé / Verchromt / Cromado

AI501101

BOX PCS. 10

Kg. 1,9



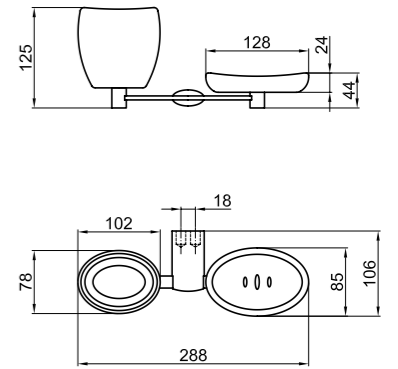
Porta sapone e porta bicchiere in ceramica a parete.

Wall mounted ceramic soap dish and tumbler.

Porte savon et porte verre en céramique à mur.

Seifenschale mit mudbecher aus Keramik.

Jabonera y portavaso a pared de ceramica.



.015 Cromo / Chrome / Chromé / Verchromt / Cromado

AI500401

box pcs. 12

Kg. 0,2



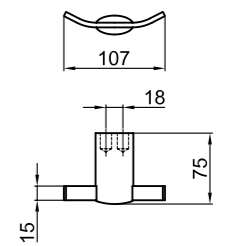
Appendino in ottone.

Hook in brass.

Peignoir en laiton.

Haken aus Messing.

Gancho en latón.



.015 Cromo / Chrome / Chromé / Verchromt / Cromado

AI500801

BOX PCS. 2

Kg. 1,6



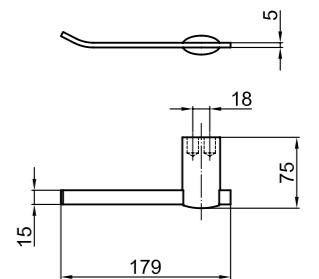
Porta rotolo.

Toilet roll holder.

Support en laiton pour papier rouleaux.

Toilettenpapierhalter aus Messing.

Portarrollo de laton.



.015 Cromo / Chrome / Chromé / Verchromt / Cromado

AI501302

BOX PCS. 4

Kg. 0,2



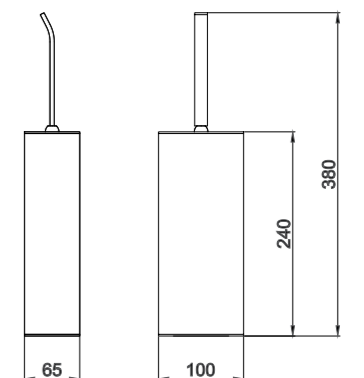
Porta scopino ovale in ottone a pavimento.

Free standing brass oval-shaped toilet brush holder.

Porte balai WC au sol ovale, en laiton.

Oval WC-Bürstenständer aus Messing.

Escobillero oval al suelo.



.015 Cromo / Chrome / Chromé / Verchromt / Cromado

WOLO

Design: Massimiliano Settimelli

finiture / finishes / finitions / ausföhrungen / acabados

.015

Cromo
Chrome
Chromé
Verchromt
Cromado

.564

Nero Opaco-Cromo
Matt Black-Chrome
Noir Mat-Chromé
Schwarz Matt-Chrom
Negro Mate-Cromado



WO830101

BOX PCS. 8

Kg. 1,9



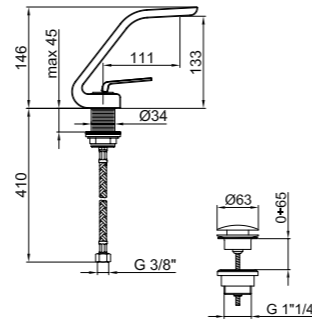
Miscelatore monocomando per lavabo con scarico up & down; con flex inox cm 37 att. 3/8" F.

Single lever washbasin mixer with up & down pop-up waste, with 3/8" F flex. hoses cm 37.

Mitigeur de lavabo avec vidage up & down, flexibles d'alimentation cm 37 3/8" F.

Einhebelmischer Waschtischbatterie mit up & down Ablaufgamitur, mit flex. Anschlussschläuchen cm 37 3/8" F.

Monomando para lavabo con valvula click-clack, tubo flexible inoxidable de 37 cm, empalme 3/8" F.



SPECIAL AERATOR



WO830102

.015 Cromo / Chrome / Chromé / Verchromt / Cromado

.564 Nero Opaco-Cromo / Matt Black-Chrom Noir Mat-Chromé / Schwarz Matt-Chrom Negro Mate-Cromado

flex AC0446

Ø 25 mm AC0267000

AC0470000

AC0753

WO830607

BOX PCS. 8

Kg. 2,7



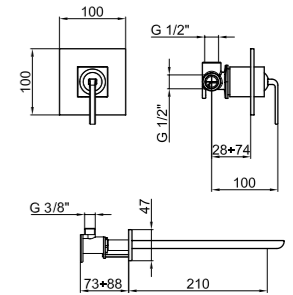
Miscelatore monocomando per lavabo incasso muro, con piastra, senza scarico e flessibili.

Concealed single lever washbasin mixer, with cover plate, without pop-up waste and flex hoses.

Mitigeur de lavabo à encastrer, avec rosace, sans vidage et flexibles.

Einhebelmischer Unterputz-Waschtischbatterie, mit Rosette, ohne Ablaufgamitur und flex Anschlussschläuchen.

Monomando empotrable para lavabo de pared, con placa, sin desagüe ni tubos flexibles.



.015 Cromo / Chrome / Chromé / Verchromt / Cromado

.564 Nero Opaco-Cromo / Matt Black-Chrom Noir Mat-Chromé / Schwarz Matt-Chrom Negro Mate-Cromado

Ø 35 mm AC0312000

AC0470000

AC0327

WO830401

BOX PCS. 8

Kg. 2,3



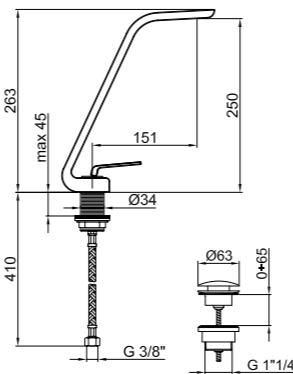
Miscelatore monocomando per lavabo alto con scarico up & down; flex inox cm 37 att. 3/8" F.

High single lever washbasin mixer with up & down pop-up waste, with flex. hose 37 cm.

Mitigeur de lavabo haut avec vidage up & down, flexibles d'alimentation cm 37 3/8" F.

Einhebelmischer Waschtischbatterie, mit hoher Ausführung, mit up & down Ablaufgamitur, mit Flex. Anschlussschläuchen cm 37 3/8" F.

Monomando para lavabo alto con valvula click-clack, tubo flexible inoxidable de 37 cm, empalme 3/8" F.



SPECIAL AERATOR



WO830402

.015 Cromo / Chrome / Chromé / Verchromt / Cromado

.564 Nero Opaco-Cromo / Matt Black-Chrom Noir Mat-Chromé / Schwarz Matt-Chrom Negro Mate-Cromado

flex AC0446

Ø 25 mm AC0267000

AC0470000

AC0753

WO660302

BOX PCS. 1

Kg. 15,0



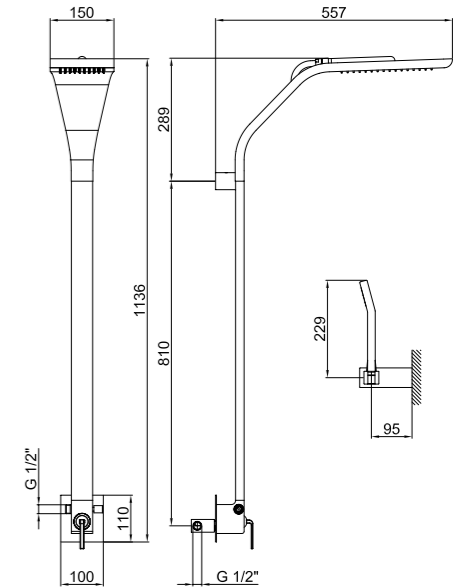
Colonna doccia esterna, con miscelatore monocomando con deviatore, flessibile, supporto, doccia e soffione anticalcare.

External column with shower mixer, diverter, flexible hose, holder, handshower and antiscald showerhead.

Colonne de douche avec inverseur, flexible, support, douchette et pomme de douche anticalcaire.

Brausebatterie mit Gleitstange, Umsteller, Brauseschlauch, Wandhalterung, Handbrause und Contra Kalk Metall Fester-Kopfbrause.

Column de ducha monomando completa de desviador, tubo flexible, soporte, ducha y rociador anticaliza.



.015 Cromo / Chrome / Chromé / Verchromt / Cromado

.564 Nero Opaco-Cromo / Matt Black-Chrom Noir Mat-Chromé / Schwarz Matt-Chrom Negro Mate-Cromado

Ø 35 mm AC0312000

WO840101

BOX PCS. 8

Kg. 1,9



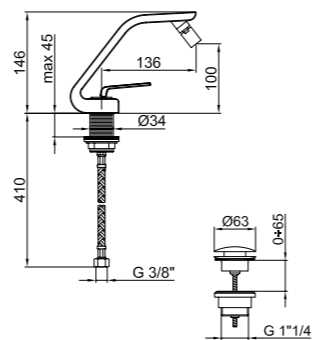
Miscelatore monocomando per bidet con scarico up & down; con flex inox cm 37 att. 3/8" F.

Single lever bidet mixer with up & down pop-up waste, with 3/8" F flex. hoses cm 37.

Mitigeur de bidet avec vidage up & down, flexibles d'alimentation cm 37 3/8" F.

Einhebelmischer Bidetbatterie mit up & down Ablaufgamitur 1" 1/4, mit flex. Anschlussschläuchen cm 37 3/8" F.

Monomando para bidé con desagüe up & down, tubo flexible inoxidable de 37 cm, empalme 3/8" F.



WO840102

.015 Cromo / Chrome / Chromé / Verchromt / Cromado

.564 Nero Opaco-Cromo / Matt Black-Chrom Noir Mat-Chromé / Schwarz Matt-Chrom Negro Mate-Cromado

flex AC0446

Ø 25 mm AC0267000

AC0467015

AC0753

WO850101

BOX PCS. 4

Kg. 4,2



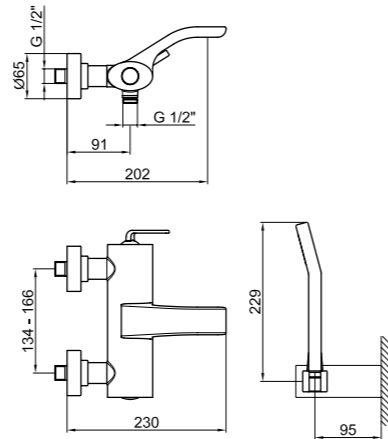
Miscelatore monocomando per vasca esterno completo con flessibile da 150 cm, doccetta anticalcare e supporto.

Single lever bath mixer with shower set complete of hose 150 cm, handshower and holder.

Mitigeur bain-douche complet de flexible 150 cm, douchette et support mural.

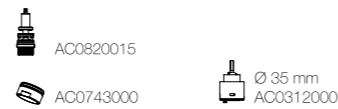
Einhebelmischer Badebatterie mit Brausegarnitur bestehend aus Brauseschlauch 150 cm, Handbrause und Wandhalterung.

Monomando esterno para bañera completo, con tubo flexible de 150 cm, ducha a prueba de incrustaciones y soporte.



.015 Cromo / Chrome / Chromé / Verchromt / Cromado

.564 Nero Opaco-Cromo / Matt Black-Chrom Noir Mat-Chromé / Schwarz Matt-Chrom Negro Mate-Cromado



153

WO850102

BOX PCS. 4

Kg. 3,8



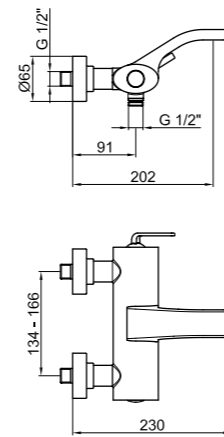
Miscelatore monocomando per vasca esterno; senza flessibile, doccetta e gancio di supporto.

Single lever bath mixer without shower set.

Mitigeur bain-douche sans garniture de douche.

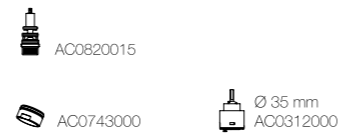
Einhebelmischer Badebatterie ohne Brausegarnitur.

Monomando esterno para bañera, sin tubo flexible, ducha ni gancho de soporte.



.015 Cromo / Chrome / Chromé / Verchromt / Cromado

.564 Nero Opaco-Cromo / Matt Black-Chrom Noir Mat-Chromé / Schwarz Matt-Chrom Negro Mate-Cromado



153

WO850701

BOX PCS. 4

Kg. 5,2



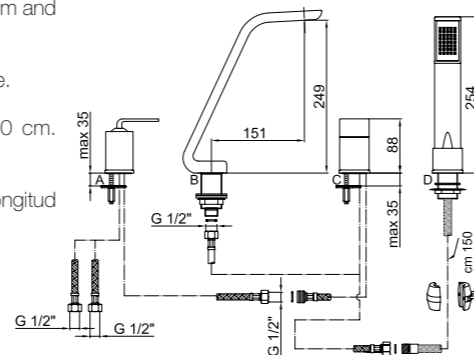
Gruppo per bordo vasca 4 fori completo con flessibile da 150 cm e doccetta.

4-holes deck mounted bath mixer complete of hose 150 cm and handshower.

Mitigeur bain-douche 4-trous, flexible 150 cm et douchette.

4-Loch-Wannenrandarmatur mit Metallbrauseschlauch 150 cm und Handbrause.

Grupo para borde de bañera, 4 orificios, con tubo flexible, longitud 150 cm y ducha.



.015 Cromo / Chrome / Chromé / Verchromt / Cromado

.564 Nero Opaco-Cromo / Matt Black-Chrom Noir Mat-Chromé / Schwarz Matt-Chrom Negro Mate-Cromado



Diametro foratura pannello vasca A-B-C-D = 35 mm
Massimo spessore pannello vasca 35 mm

Diameter of the bath deck drilling A-B-C-D = 35 mm
Largest thickness of the bath deck 35 mm

Diamètre perçage du bord de la baignoire A-B-C-D=35 mm
Maximum épaisseur du bord de la baignoire 35 mm

Bohrungsdurchmesser der Wannenrandarmatur A-B-C-D=35 mm
Grösste Dicke der Wannenrandarmatur 35 mm

Diámetro agujero borde de bañera A-B-C-D = 35 mm
Máximo espesor borde de bañera 35 mm

WO980201

BOX PCS. 4

Kg. 4,8



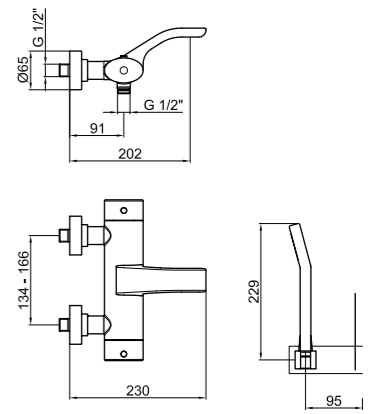
Miscelatore termostatico per vasca esterno con flessibile, doccetta e gancio di supporto.

Thermostatic bath mixer with shower set.

Mitigeur thermostatique bain-douche avec garniture de douche.

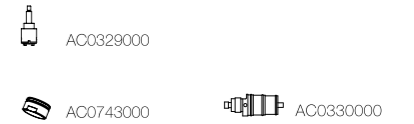
Thermostat Badebatterie mit Brausegarnitur.

Mezclador termostático externo para bañera con tubo flexible, rociador y soporte.



.015 Cromo / Chrome / Chromé / Verchromt / Cromado

.564 Nero Opaco-Cromo / Matt Black-Chrom Noir Mat-Chromé / Schwarz Matt-Chrom Negro Mate-Cromado



WO980202

BOX PCS. 4

Kg. 4,5



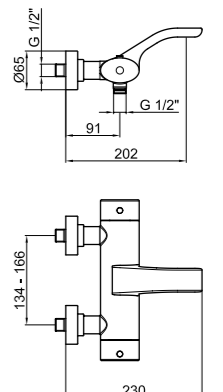
Miscelatore termostatico per vasca esterno senza flessibile, doccetta e gancio di supporto.

Thermostatic bath mixer without shower set.

Mitigeur thermostatique bain-douche sans garniture de douche.

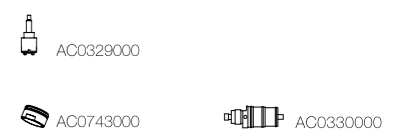
Thermostat Badebatterie ohne Brausegarnitur.

Mezclador termostático externo para bañera sin tubo flexible, rociador y soporte.



.015 Cromo / Chrome / Chromé / Verchromt / Cromado

.564 Nero Opaco-Cromo / Matt Black-Chrom Noir Mat-Chromé / Schwarz Matt-Chrom Negro Mate-Cromado



WO870102

BOX PCS. 8

Kg. 3,0



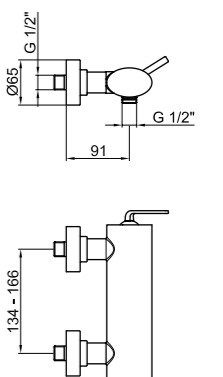
Miscelatore monocomando per doccia esterno; senza flessibile, doccetta e gancio di supporto.

Single lever shower mixer without shower set.

Mitigeur de douche sans garniture de douche.

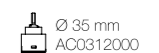
Einhebelmischer Brausebatterie ohne Brausegarnitur.

Monomando esterno para ducha, sin tubo flexible, ducha ni gancho de soporte.




.015 Cromo / Chrome / Chromé / Verchromt / Cromado

.564 Nero Opaco-Cromo / Matt Black-Chrom Noir Mat-Chromé / Schwarz Matt-Chrom Negro Mate-Cromado



WO860101

BOX PCS. 8

 Kg. 2,4



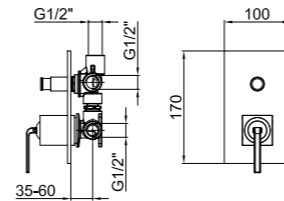
Miscelatore monocomando per vasca incasso, con deviatore automatico e piastra; senza flessibile, doccetta e gancio di supporto.

Concealed single lever bath mixer with automatic diverter, cover plate, without shower set.

Mitigeur bain-douche à encastrer avec inverseur automatique, rosace, sans garniture de douche.

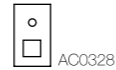
Einhebelmischer Unterputz-Badebatterie mit Umstellung, Rosette, ohne Brausegarnitur.

Monomando empotrable para bañera, con desviador automático, placa, sin tubo flexible, ducha ni gancho de soporte.



.015 Cromo / Chrome / Chromé / Verchromt / Cromado

.564 Nero Opaco-Cromo / Matt Black-Chrom Noir Mat-Chromé / Schwarz Matt-Chrom Negro Mate-Cromado



AC0328




AC0691015



Ø 35 mm
AC0312000

AC0324

BOX PCS. 12

 Kg. 1,2



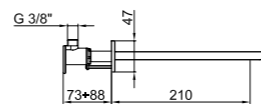
Bocca d'erogazione senza deviatore per vasca incasso.

Spout for concealed bath mixer.

Bec pour mitigeur bain/douche encastré.

Gussauslauf für Unterputz-Badebatterie.

Boca de erogación sin desviador para bañera empotrable.



.015 Cromo / Chrome / Chromé / Verchromt / Cromado

.564 Nero Opaco-Cromo / Matt Black-Chrom Noir Mat-Chromé / Schwarz Matt-Chrom Negro Mate-Cromado



AC0470000

WO880101

BOX PCS. 8

 Kg. 1,6



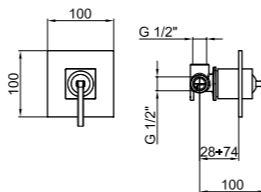
Miscelatore monocomando per doccia incasso, con piastra, senza flessibile, doccetta e gancio.

Concealed single lever shower mixer with cover plate, without shower set.

Mitigeur de douche à encastrer avec rosace, sans garniture de douche.

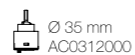
Einhebelmischer Unterputz-Brausebatterie, mit Rosette ohne Brausegarnitur.

Monomando empotrable para ducha, con placa, sin tubo flexible, ducha ni gancho.



.015 Cromo / Chrome / Chromé / Verchromt / Cromado

.564 Nero Opaco-Cromo / Matt Black-Chrom Noir Mat-Chromé / Schwarz Matt-Chrom Negro Mate-Cromado




Ø 35 mm
AC0312000



AC0327

AC0392

BOX PCS. 8

 Kg. 1,5



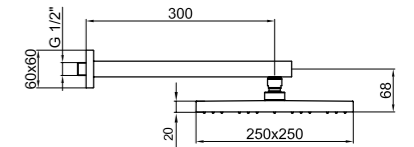
Braccio con soffione snodato in PVC.

Shower arm with ball joint and PVC shower head.

Bras de douche avec rotule et pomme de douche en PVC.

Brausearm mit Gelenkstück und PVC Brausekopf.

Brzo ducha con rociador con rotula de PVC.



.015 Cromo / Chrome / Chromé / Verchromt / Cromado

AC0333

BOX PCS. 12

 Kg. 0,3



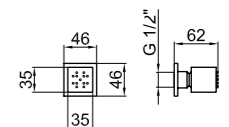
Soffioncino laterale quadro con limitatore portata 6 l/min.

Lateral squared body jet with 6l/min flow rate.

Jet latéral carré avec limiteur de débit 6 l/min.

Seitliche eckige Düse mit 6l/min Wassermengebegrenzer.


Ducha lateral cuadrado con limitador de caudal 6 l/min



.015 Cromo / Chrome / Chromé / Verchromt / Cromado

AC0114

BOX PCS. 12

 Kg. 1,0



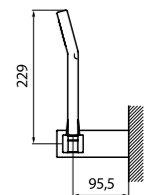
Kit supporto doccetta monogetto e flessibile.

Shower set composed of holder, monospray handshower and flex hose.

Garniture de douche composée de support mural, douchette monojet et flexible.

Brausegarnitur bestehend aus Wandhalterung, 1 Funktion Handbrause und Schlauch.


Kit de ducha con soporte, ducha masaje y flexible.



.015 Cromo / Chrome / Chromé / Verchromt / Cromado

AC0337

BOX PCS. 12

 Kg. 0,2



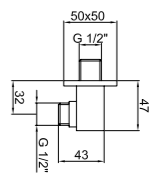
Curva da incasso per presa acqua quadrata, attacchi da 1/2" M.

Wall elbow 1/2" M connection.

Coude de sortie, attache 1/2" M.

Unterputz-Anschlusswinkel 1/2" M.


Curva de encastre para toma de agua, juntas de 1/2" M.



.015 Cromo / Chrome / Chromé / Verchromt / Cromado

WO980102

BOX PCS. 8

 Kg. 3,0



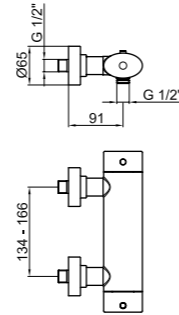
Miscelatore termostatico per doccia esterno senza flessibile, doccetta e gancio di supporto.

Thermostatic shower mixer without shower set.

Mitigeur thermostatique douche sans garniture de douche.


Thermostat Brausebatterie ohne Brausegarnitur.

Mezclador termostático externo para ducha sin tubo flexible, rociador y soporte.



.015 Cromo / Chrome / Chromé / Verchromt / Cromado


.564 Nero Opaco-Cromo / Matt Black-Chrom Noir Mat-Chromé / Schwarz Matt-Chrom Negro Mate-Cromado



WO980104

BOX PCS. 1

 Kg. 5,0

 Kg. 3,0



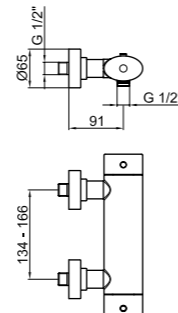
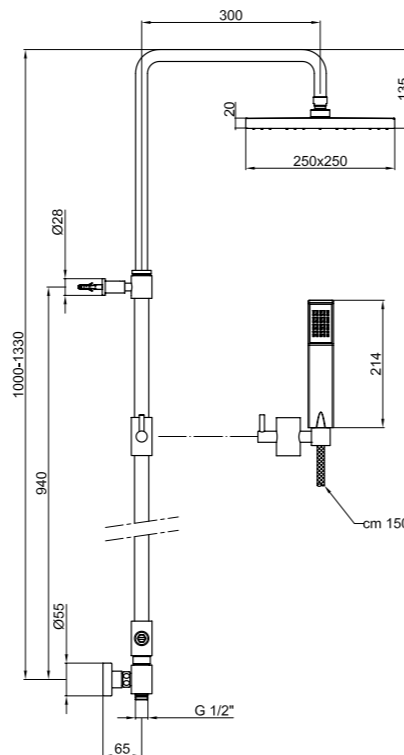
Miscelatore termostatico per doccia esterno, versione completa di colonna, soffione e doccetta monogetto.

Thermostatic shower mixer with column, shower head and monospray handshower.

Colonne de douche thermostatique avec colonne, pomme de douche et douchette monojet.

Thermostat Brausebatterie mit Brausegleitstange, Brausekopf und 1 Funktion Handbrause.

Columna de ducha termostática, versión con columna, rociador y ducha.



.015 Cromo / Chrome / Chromé / Verchromt / Cromado



WO500201

BOX PCS. 10

 Kg. 1,5



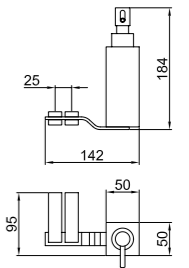
Portasapone liquido in ottone.

Brass soap dispenser.

Distributeur de savon en laiton.

Seifenspender aus Messing.

Dosificador de gel de latón.



.015 Cromo / Chrome / Chromé / Verchromt / Cromado

WO500301

BOX PCS. 10

 Kg. 1,0



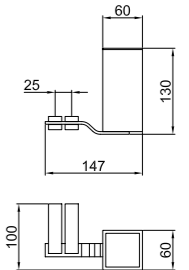
Portabicchiere in ottone.

Tumbler holder in brass.

Porte verre en laiton.

Becherhalter aus Messing.

Portavaso de latón.



.015 Cromo / Chrome / Chromé / Verchromt / Cromado

WO500401

BOX PCS. 12

 Kg. 0,5



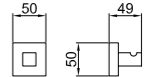
Appendino in ottone.

Hook in brass.

Peignoir en laiton.

Haken aus Messing.

Gancho en latón.



.015 Cromo / Chrome / Chromé / Verchromt / Cromado

WO500501 cm 40

box pcs. 4

 Kg. 1,4



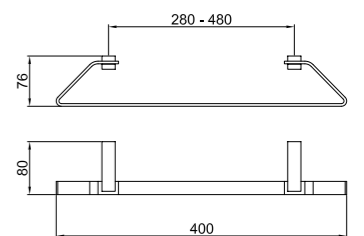
Porta asciugamano in ottone.

Brass towel holder.

Porte serviette en laiton.

Handtuchhalter aus Messing.

Toallero de latón.



.015 Cromo / Chrome / Chromé / Verchromt / Cromado

WO500801

BOX PCS. 10

 Kg. 0,9



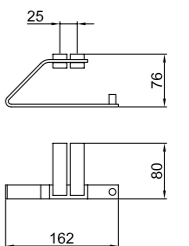
Porta rotolo.

Toilet roll holder.

Support en laiton pour papier rouleaux.

Toilettenpapierhalter aus Messing.

Portarollo de latón.



.015 Cromo / Chrome / Chromé / Verchromt / Cromado

Living

Design: Busetti, Garuti e Redaelli

finiture / finishes / finitions / ausführungen / acabados

.015

Cromo
Chrome
Chromé
Verchromt
Cromado



LV830101
BOX PCS. 8

Kg. 1,9



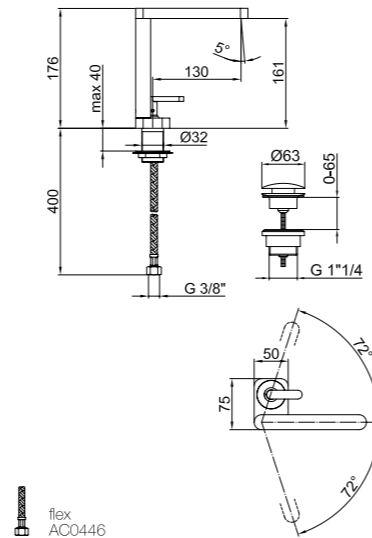
Miscelatore monocomando per lavabo con scarico up & down; con flex inox cm 37 att. 3/8" F.

Single lever washbasin mixer with up & down pop-up waste, with 3/8" F flex. hoses cm 37.

Mitigeur de lavabo avec vidage up & down, flexibles d'alimentation cm 37 3/8" F.

Einhebelmischer Waschtischbatterie mit up & down Ablaufgarnitur, mit Anschlussschläuchen cm 37 3/8" F.

Monomando para lavabo con valvula click-clack, tubos flexibles de acero inoxidable de 37 cm, 3/8" F.



flex AC0446

AC0469000

Ø 25 mm AC0850

LV830102

.015 Cromo / Chrome / Chromé / Verchromt / Cromado

LV830702
BOX PCS. 8

Kg. 2,2



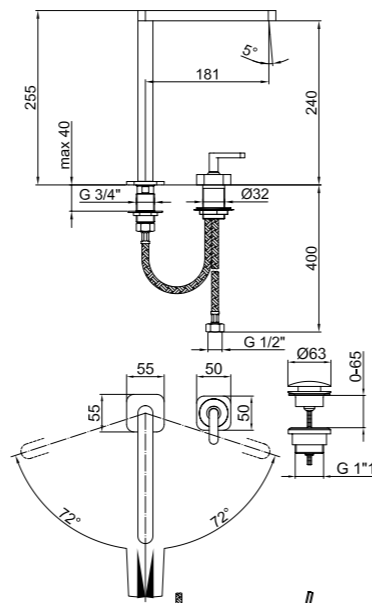
Miscelatore monocomando per lavabo alto con scarico up & down; flex inox cm 37 att. 1/2" F.

High single lever washbasin mixer with up & down pop-up waste, with 1/2" flex. hoses 37 cm.

Mitigeur de lavabo haut avec vidage up & down, flexibles d'alimentation cm 37 1/2" F.

Einhebelmischer Waschtischbatterie, mit hoher Ausführung, mit up & down Ablaufgarnitur und Anschlussschläuchen cm 37 1/2" F.

Monomando para lavabo alto con valvula click-clack, tubos flexibles de acero inoxidable de 37 cm, 1/2" F.



flex AC0449

AC0469000

Ø 25 mm AC0851

LV830606 mm 160
LV832506 mm 200 + € 30,00
BOX PCS. 8

Kg. 2,3



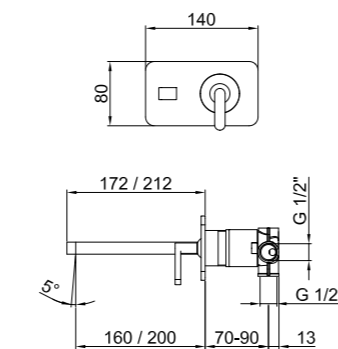
Miscelatore monocomando per lavabo incasso muro, con piastra orizzontale, senza scarico e flessibili.

Concealed single lever washbasin mixer, horizontal cover plate, without pop-up waste and flex hoses.

Mitigeur de lavabo à encastrer, rosace horizontale, sans vidage et flexibles.

Einhebelmischer Unterputz-Waschtischbatterie waagerechte Rosette, ohne Ablaufgarnitur und Anschlussschläuchen.

Monomando empotrable para lavabo, de pared, con placa horizontal, sin desagüe ni tubos flexibles.



flex AC0852

AC0469000

AC0856

LV832101
BOX PCS. 1

Kg. 6,2



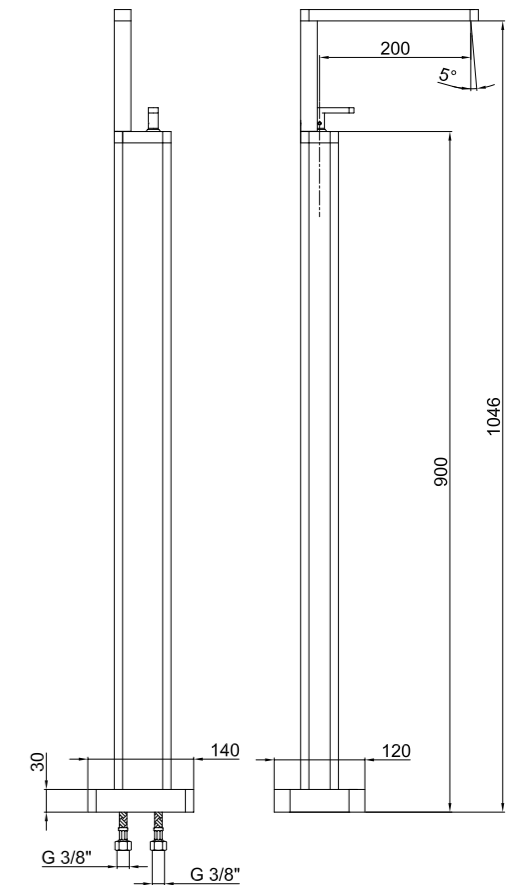
Miscelatore monocomando per lavabo a pavimento.

Single lever floor mounted basin mixer.

Mitigeur lavabo au sol.

Einhebelmischer Stand-Waschtischbatterie.

Monomando para lavabo al suelo.



.015 Cromo / Chrome / Chromé / Verchromt / Cromado

flex AC0446

AC0469000

Ø 25 mm AC0850

LV840101
BOX PCS. 8

Kg. 1,9



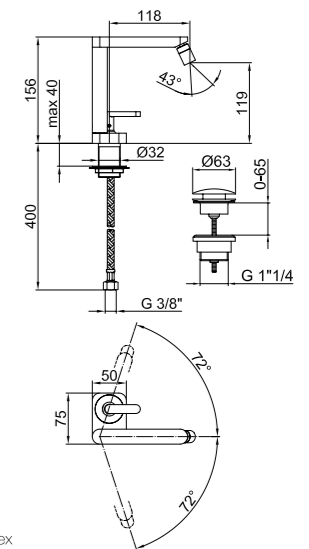
Miscelatore monocomando per bidet con scarico up & down; con flex inox cm 37 att. 3/8" F.

Single lever bidet mixer with up & down pop-up waste, with 3/8" F flex. hoses cm 37.

Mitigeur de bidet avec vidage up & down, flexibles d'alimentation cm 37 3/8" F.

Einhebelmischer Bidetbatterie mit up & down Ablaufgarnitur 1" 1/4, mit Anschlussschläuchen cm 37 3/8" F.

Monomando para bidé con valvula click-clack, tubos flexibles de acero inoxidable de 37 cm, 3/8" F.



flex AC0446

AC0859000

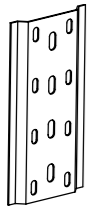
Ø 25 mm AC0850

LV840102

.015 Cromo / Chrome / Chromé / Verchromt / Cromado

LV971302
BOX PCS. 2

Kg. 6



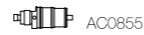
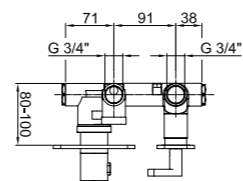
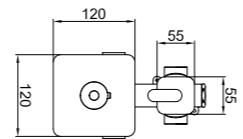
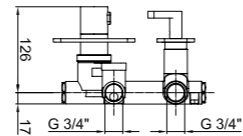
Termostatico incasso a parete alte portate con 1 via.

Thermostatic concealed high flow-rate mixer with 1 way diverter.

Mitigeur thermostatique haut-débit à encastrer avec 1 voies.

Thermostat Unterputz HD Mischer mit 1 Wegeumsteller.

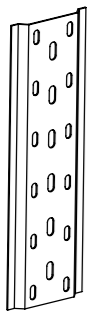
Termostática encastre caudales altos 1 vías.



.015 Cromo / Chrome / Chromé / Verchromt / Cromado

LV971402
BOX PCS. 2

Kg. 6,5



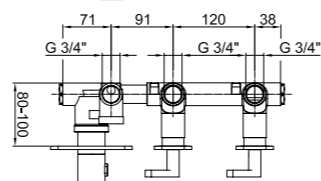
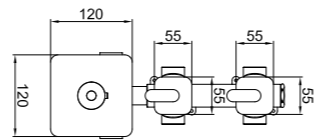
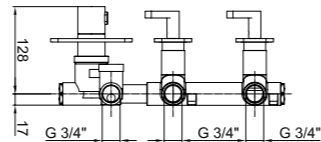
Termostatico incasso a parete alte portate con 2 vie.

Thermostatic concealed high flow-rate mixer with 2 ways diverter.

Mitigeur thermostatique haut-débit à encastrer avec 2 voies.

Thermostat Unterputz HD Mischer mit 2 Wegeumsteller.

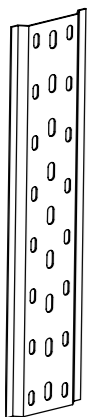
Termostática encastre caudales altos 2 vías.



.015 Cromo / Chrome / Chromé / Verchromt / Cromado

LV971502
BOX PCS. 2

Kg. 7



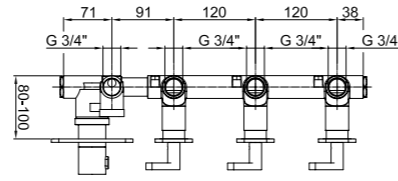
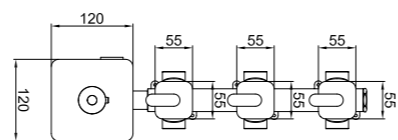
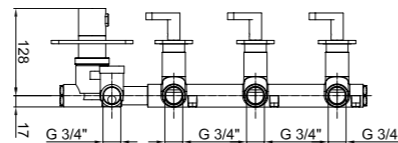
Termostatico incasso a parete alte portate con 3 vie.

Thermostatic concealed high flow-rate mixer with 3 ways diverter.

Mitigeur thermostatique haut-débit à encastrer avec 3 voies.

Thermostat Unterputz HD Mischer mit 3 Wegeumsteller.

Termostática encastre caudales altos 3 vías.



.015 Cromo / Chrome / Chromé / Verchromt / Cromado

LV690101 1/2"
LV690102 3/4"
BOX PCS. 12

Kg. 1,0



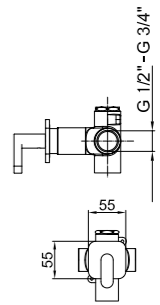
Rubinetto di arresto ad incasso; attacco da 1/2"-3/4"; venduto singolo.

Stop cock 1/2"-3/4" singly sold.

Robinet à encastrer 1/2"-3/4" vendu single.

Unterputzventil 1/2"-3/4" einzeln verkauft.

Llave de paso conexión de 1/2"-3/4", vendido singularmente.



.015 Cromo / Chrome / Chromé / Verchromt / Cromado

AC0934 1/2"
AC0935 3/4"
BOX PCS. 12

Kg. 1,0



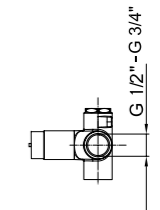
Parte incasso rubinetto di arresto ad incasso 1/2"-3/4" cartuccia Ø 35.

Concealed part of stop cock 1/2"-3/4", cartridge Ø 35.

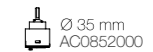
Partie Robinet à encastrer 1/2"-3/4", cartouche Ø 35.

Innenteil Unterputzventil 1/2"-3/4", Kartusche Ø 35.

Parte empotrar para llave de paso conexión de 1/2"-3/4", cartucho Ø 35.



.000 Neutro / Neutral / Neutre / Neutral / Neutral



LV972101
BOX PCS. 12

Kg. 4



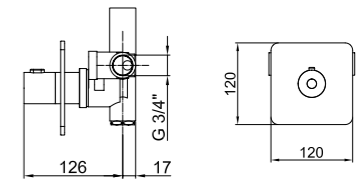
Miscelatore termostatico incasso per doccia.

Thermostatic concealed single lever shower mixer.

Mitigeur de douche à encastrer thermostatique.

Einhebelmischer Thermostat Unterputz-Brausebatterie.

Mezclador termostatico empotrable para ducha.



.015 Cromo / Chrome / Chromé / Verchromt / Cromado



AC0928
BOX PCS. 12

Kg. 1,9



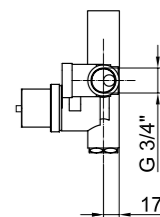
Parte incasso per termostatico doccia, cartuccia Ø 35.

Concealed part for thermostatic shower mixer, cartridge Ø 35.

Partie encastrée pour mitigeur de douche thermostatique, cartouche Ø 35.

Innenteil Thermostat Unterputz-Brausebatterie, Kartusche Ø 35.

Parte termostatica empotrar para ducha, cartucho Ø 35.



.000 Neutro / Neutral / Neutre / Neutral / Neutral



LV972201
BOX PCS. 12

Kg. 2,1



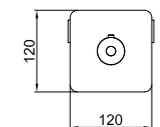
Parte esterna per miscelatore termostatico incasso.

External part for thermostatic shower mixer.

Partie extérieure pour mitigeur thermostatique de douche.

Ausserteil für Thermostat Unterputz-Brausebatterie.

Parte exteriora para mezclador termostatica empotrable.



.015 Cromo / Chrome / Chromé / Verchromt / Cromado



LV860101
BOX PCS. 12

Kg. 1,8



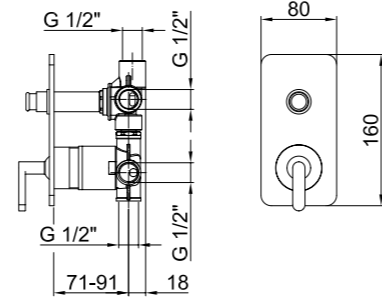
Miscelatore monocomando per vasca incasso con deviatore 2 vie; senza flessibile, doccia e gancio di supporto.

Concealed single lever bath mixer with 2 ways diverter, without shower set.

Mitigeur bain-douche à encastrer avec inverseur 2 voies, sans garniture de douche.

Einhebelmischer Unterputz-Badebatterie mit 2 Weg Umstellung, ohne Brausegarnitur.

Monomando empotrable para baño-ducha, con inversor 2 vias; sin tubo flexible, ducha ni soporte.



.015 Cromo / Chrome / Chromé / Verchromt / Cromado

LV880101
BOX PCS. 12

Kg. 1,3



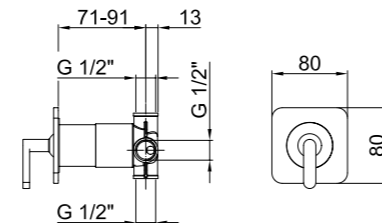
Miscelatore monocomando per doccia incasso, con piastra, senza flessibile, doccia e gancio.

Concealed single lever shower mixer with cover plate, without shower set.

Mitigeur de douche à encastrer avec rosace, sans garniture de douche.

Einhebelmischer Unterputz-Brausebatterie, mit Rosette ohne Brausegarnitur.

Monomando empotrable para ducha, con placa, sin tubo flexible, ducha ni gancho.



.015 Cromo / Chrome / Chromé / Verchromt / Cromado

AC0849
BOX PCS. 8

Kg. 1,7



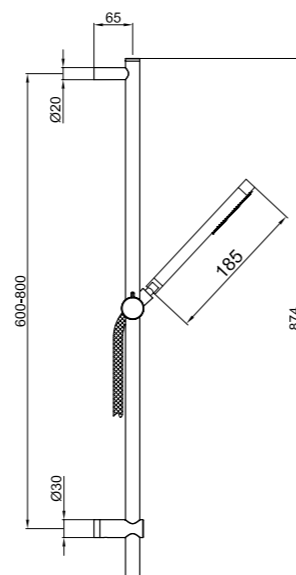
Saliscendi in ottone, con doccia monogetto.

Brass sliding rail, with monospray handshower.

Barre de douche en laiton, avec douchette mono-jet.

Messing Wandstange, mit Mono-Wasserstrahl Handbrause.

Conjunto de barra regu ladora, y ducha.



.015 Cromo / Chrome / Chromé / Verchromt / Cromado

AC0847
BOX PCS. 12

Kg. 1,0



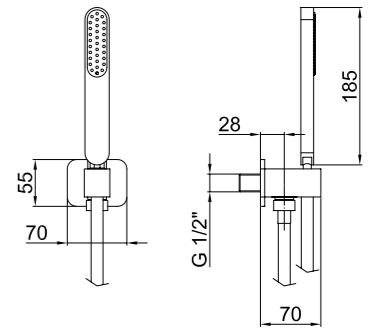
Kit supporto doccia monogetto e flessibile con presa acqua.

Shower set composed of holder, mono spray hand shower, flex hose and wall elbow.

Garniture de douche composée de support mural, douchette monojet, flexible et coude de sortie.

Brausegarnitur bestehend aus Wandhalterung, 1 Funktion Handbrause, Schlauch und Anschlusswinkel.

Kit de ducha con soporte, ducha, tubo flexible y toma de agua.



.015 Cromo / Chrome / Chromé / Verchromt / Cromado

AC0848
BOX PCS. 12

Kg. 0,8



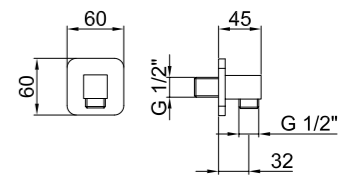
Curva da incasso per presa acqua, attacchi da 1/2" M.

Wall elbow 1/2" M connection.

Coude de sortie, attache 1/2" M.

Unterputz-Anschlusswinkel 1/2" M.

Curva de encastre para toma de agua, juntas de 1/2" M.



.015 Cromo / Chrome / Chromé / Verchromt / Cromado

AC0845
BOX PCS. 12

Kg. 0,3



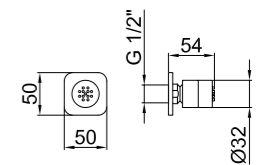
Soffioncino esterno cilindrico con rosone quadro.

Lateral cylindrical body jet with square plate.

Jet latéral de forme cylindrique avec rosace carrée.

Seitliche zylindrische Düse mit eckiger Rosette.

Jet de ducha orientable.



.015 Cromo / Chrome / Chromé / Verchromt / Cromado

AC0846
BOX PCS. 12

Kg. 0,5



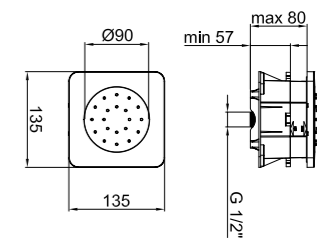
Soffioncino quadro a filo parete.

Lateral square wall mounted body jet .

Jet latéral carré sans rosace - ras du mur.

Seitliche eckige Düse bündig an der Wand.

Jet de ducha.



.015 Cromo / Chrome / Chromé / Verchromt / Cromado

AC0863

BOX PCS. 8

Kg. 1,5



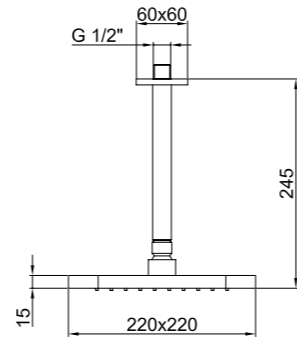
Soffione quadro con braccio a soffitto.

Square fixed showerhead with ceiling arm.

Pomme de douche carrée avec bras à plafond.

Kopfbrause mit Deckenanschluss.

Rociador cuadro con brazo a techo.



.015 Cromo / Chrome / Chromé / Verchromt / Cromado

AC0843

BOX PCS. 8

Kg. 1,5



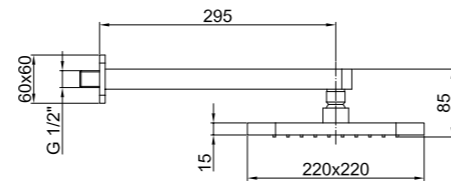
Soffione con braccio.

Shower head with arm.

Pomme de douche avec bras de douche.

Kopfbrause mit Brausearm.

Brazo ducha con rociador.



.015 Cromo / Chrome / Chromé / Verchromt / Cromado

AC0844

BOX PCS. 1

Kg. 5,0



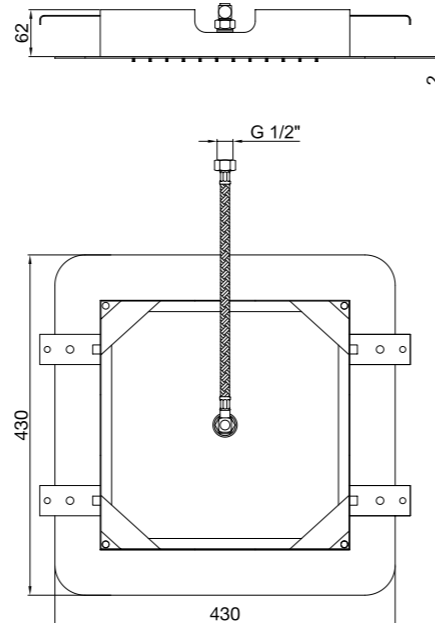
Soffione a soffitto anticalcare in acciaio inox lucido con attacchi 1/2" F.

Shiny stainless steel anticalcare showerhead with 1/2" connections.

Pomme de douche à plafond anticalcaire en acier inox brillant avec attaches 1/2".

Contra Kalk Metall inox Fester-Kopfbrause mit 1/2" Anschluss.

Rociador a techo en inox brillo, conexión 1/2" F.



.845 Acciaio Lucido / Shiny Steel / Acier Brillant
Glänzend Poliert / Acero Brillante

LV720901

BOX PCS. 4

Kg. 10



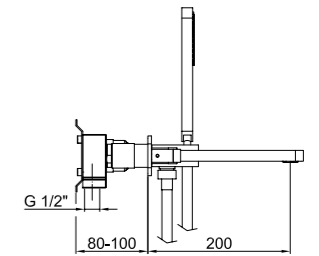
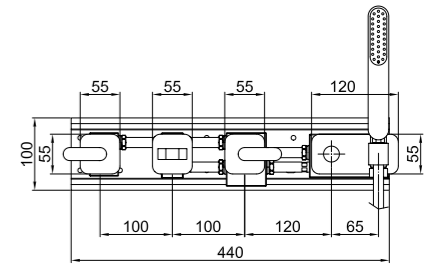
Vasca incasso con bocca, deviatore, flessibile e doccetta monogetto.

Concealed bath mixer with spout, diverter, flex. hose and monospray handshower.

Mélangeur bain-douche à encastrer avec inverseur, flexible et douchette mono-jet.

Unterputz-Badebatterie mit Umstellung, Metallbrauseschlauch und Mono-Wasserstrahl Handbrause.

Bateria bañera empotrable con inversor, flexo y ducha.



.015 Cromo / Chrome / Chromé / Verchromt / Cromado

AC0742000 AC0329 AC0331 (DX)
AC0332 (SX)

LV730401

BOX PCS.4

Kg. 5,6



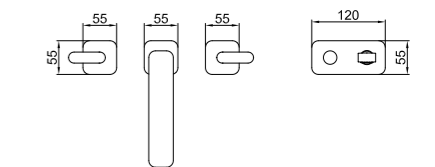
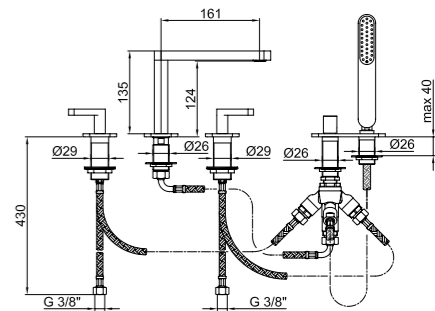
Gruppo per bordo vasca 5 fori completo con flessibile in gomma da 200 cm e doccetta.

5-holes deck mounted bath mixer complete of hose 200 cm and handshower.

Mélangeur bain-douche 5-trous, flexible 200 cm et douchette.

5-Loch-Wannenrandarmatur mit Brauseschlauch 200 cm. und Handbrause.

Bateria instalación bañera, 5 piezas, con flexo y ducha.



.015 Cromo / Chrome / Chromé / Verchromt / Cromado

AC0742000 AC0860 AC0325 (DX)
AC0326 (SX)

LV920301

BOX PCS. 8

Kg. 1,9



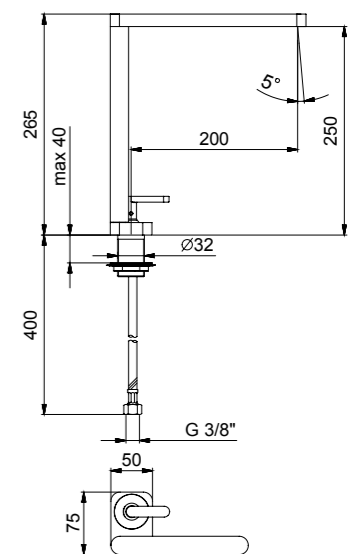
Miscelatore monocomando per lavello, canna orientabile a 360° e flessibili cm 37 3/8" F.

Single lever sink mixer swivel spout, with 3/8" F flex. hoses cm 37.

Mitigeur d'évier série avec bec mobile et flexibles d'alimentation cm 37 3/8" F.

EHM Stand-Spültischbatterie, mit schwenkbarem Auslauf und Anschlussschläuchen cm 37 3/8" F.

Mezclador monomando para fregadero, caño orientable 360° y tubos flexibles de 37 cm, 3/8" F.



.015 Cromo / Chrome / Chromé / Verchromt / Cromado

AC0469000 flex AC0446 Ø 40 mm
AC0850000

LV500501
BOX PCS. 4

Kg. 0,8



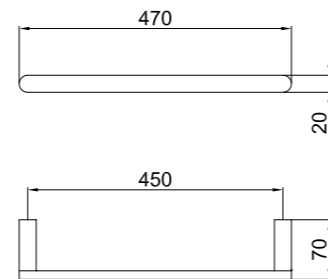
Porta asciugamano in ottone.

Brass towel holder.

Porte serviette en laiton.

Handtuchhalter aus Messing.

Toallero de latón.



.015 Cromo / Chrome / Chromé / Verchromt / Cromado

LV500201
BOX PCS. 10

Kg. 1,5



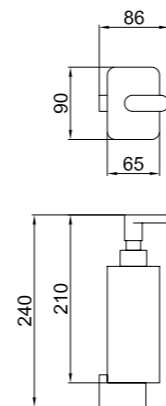
Porta dosatore sapone liquido a parete in ceramica con pompetta in metallo.

Wall mounted ceramic liquid soap dispenser.

Distributeur de savon liquide à mur en céramique.

Wand Seifenspender aus Keramik.

Dosificador a pared de ceramica.



.015 Cromo / Chrome / Chromé / Verchromt / Cromado

LV500101
BOX PCS. 10

Kg. 1,6



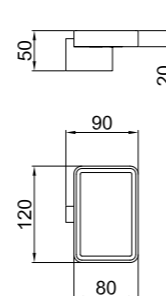
Porta sapone a parete in ceramica.

Wall mounted ceramic soap dish.

Porte savon à mur en céramique.

Seifenschale aus Keramik.

Jabonera a pared de ceramica.



.015 Cromo / Chrome / Chromé / Verchromt / Cromado

LV500301
BOX PCS. 10

Kg. 1,0



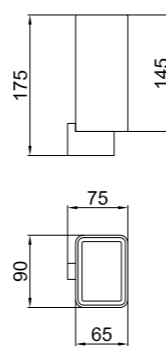
Porta bicchiere in ceramica a parete.

Wall mounted ceramic tumbler.

Porte verre en céramique à mur.

Wand Becherhalter aus Keramik.

Portavaso a pared de ceramica.



.015 Cromo / Chrome / Chromé / Verchromt / Cromado

LV501501
BOX PCS. 10

Kg. 1,5



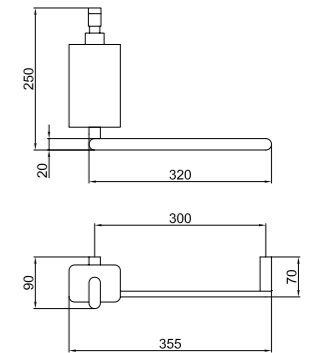
Porta dosatore sapone liquido a parete con porta asciugamano.

Wall mounted ceramic liquid soap dispenser with towel holder.

Distributeur de savon liquide à mur en céramique avec porte serviette.

Seifenspender aus Keramik mit Handtuchhalter.

Dosificador a pared de ceramica con toallero de latón.



.015 Cromo / Chrome / Chromé / Verchromt / Cromado

LV501601
BOX PCS. 10

Kg. 1,5



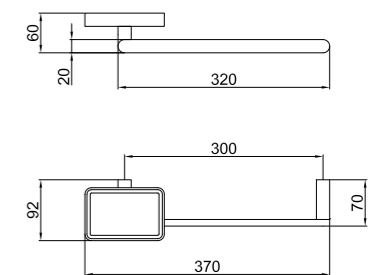
Porta sapone a parete in ceramica con porta asciugamano.

Wall mounted ceramic soap dish with towel holder.

Porte savon à mur en céramique avec porte serviette.

Seifenschale aus Keramik mit Handtuchhalter.

Jabonera a pared de ceramica con toallero de latón.



.015 Cromo / Chrome / Chromé / Verchromt / Cromado

LV500801
BOX PCS. 10

Kg. 0,9



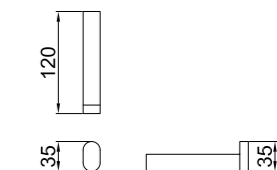
Porta rotolo.

Toilet roll holder.

Support en laiton pour papier rouleaux.

Toilettenpapierhalter.

Portarrollo de latón.



.015 Cromo / Chrome / Chromé / Verchromt / Cromado

LV500401
BOX PCS. 10

Kg. 0,5



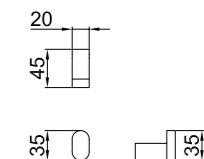
Appendino in ottone.

Hook in brass.

Peignoir en laiton.

Haken aus Messing.

Gancho en latón.



.015 Cromo / Chrome / Chromé / Verchromt / Cromado

LV501301
BOX PCS. 2

Kg. 1,2



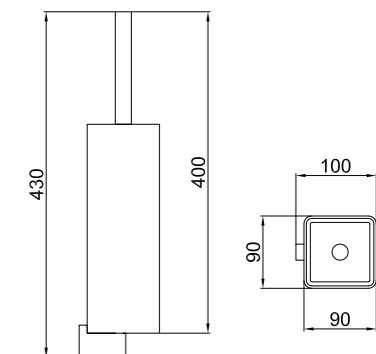
Porta scopino a parete.

Wall mounted toilet brush holder.

Porte balai WC mural.

Wand WC Bürste.

Escobillero de pared.



.015 Cromo / Chrome / Chromé / Verchromt / Cromado

flauto

Design: Massimiliano Settimelli



finiture / finishes / finitions / ausföhrungen / acabados

.015

Cromo
Chrome
Chromé
Verchromt
Cromado

.563

Leva Nera
Black Handle
Poignée Noire
Schwarzer Griff
Maneta Negra



FT830101

BOX PCS. 12

Kg. 2,1



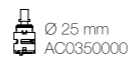
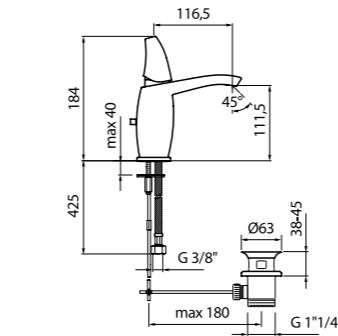
Miscelatore monocomando per lavabo e bidet con scarico 1"1/4 con flex inox cm 50 att. 3/8" F.

Single lever washbasin and bidet mixer with 1"1/4 pop-up waste and 3/8" F flex. hoses cm 50 .

Mitigeur de lavabo et bidet avec vidage automatique 1"1/4 et flexibles d'alimentation cm 50 3/8" F.

Einhebelmischer Waschtisch/Bidetbatterie mit Ablaufgarnitur 1"1/4 und flex. Anschlussschläuchen cm 50 3/8" F.

Monomando para lavabo y bidé con desagüe 1" 1/4, tubo flexible inoxidable de 50 cm, empalme 3/8" F.



.015 Cromo / Chrome / Chromé / Verchromt / Cromado

.563 Leva Nera / Black Handle / Poignée Noire / Schwarzer Griff / Maneta Negra



Consigliato riduttore AC0110 € 30,00.
It is recommended to use the reducing valve AC0110. / Recommandons d'utiliser le réducteur AC0110. / Druckverminderer AC0110 empfohlen. / Se aconseja utilizar el reductor AC0110.

FT830102

FT830702

BOX PCS. 6

Kg. 2,7



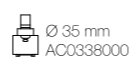
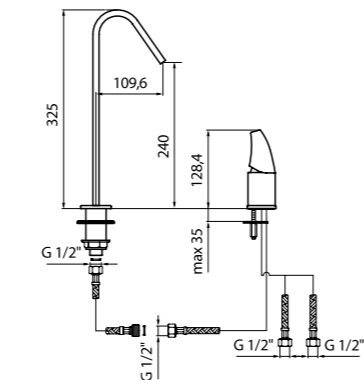
Miscelatore monocomando per lavabo da piano, flessibili 1/2" senza scarico.

Deck mounted single lever washbasin mixer, without pop-up waste and 1/2" flex hoses.

Mitigeur de lavabo 2 trous sur plan, sans vidage, avec flexibles d'alimentation 1/2".

Einhebelmischer Unterputz-Waschtischbatterie, ohne Ablaufgarnitur, mit flex Anschlussschläuchen 1/2".

Mezclador monomando empotrable, móvil, para lavabo, sin desagüe, con tubos flexibles 1/2".



.015 Cromo / Chrome / Chromé / Verchromt / Cromado

.563 Leva Nera / Black Handle / Poignée Noire / Schwarzer Griff / Maneta Negra

FT830607

BOX PCS. 8

Kg. 2,2



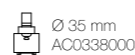
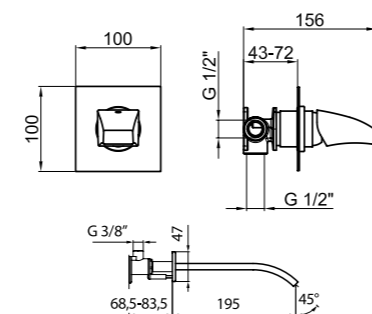
Miscelatore monocomando per lavabo incasso muro, con piastra, senza scarico e flessibili.

Concealed single lever washbasin mixer, with cover plate, without flex hoses and pop up waste.

Mitigeur de lavabo à encastrer, avec rosace, sans vidage et flexibles.

Einhebelmischer Unterputz-Waschtischbatterie, mit Rosette, ohne Ablaufgarnitur, flex Anschlussschläuchen.

Monomando empotrable para lavabo de pared, con placa, sin desagüe ni tubos flexibles.



.015 Cromo / Chrome / Chromé / Verchromt / Cromado

.563 Leva Nera / Black Handle / Poignée Noire / Schwarzer Griff / Maneta Negra

FT880101

BOX PCS. 8

Kg. 1,3



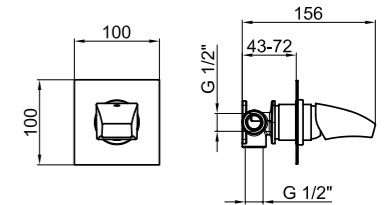
Miscelatore monocomando per doccia incasso con piastra, senza flessibile, doccetta e gancio.

Concealed single lever shower mixer with cover plate, without shower set.

Mitigeur de douche à encastrer avec rosace, sans garniture de douche.

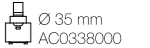
Einhebelmischer Unterputz-Brausebatterie mit Rosette ohne Brausegarnitur.

Monomando empotrable para ducha con placa, sin tubo flexible, ducha ni gancho.



.015 Cromo / Chrome / Chromé / Verchromt / Cromado

.563 Leva Nera / Black Handle / Poignée Noire / Schwarzer Griff / Maneta Negra



FT860101

BOX PCS. 8

Kg. 2,5



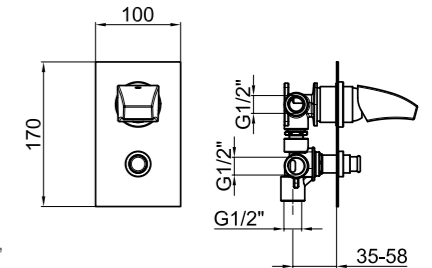
Miscelatore monocomando per vasca incasso, con deviatore automatico e piastra, senza flessibile, doccetta e gancio di supporto.

Concealed single lever bath mixer with automatic diverter, and cover plate, without shower set.

Mitigeur bain-douche à encastrer avec inverseur automatique et rosace, sans garniture de douche.

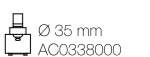
Einhebelmischer Unterputz-Badebatterie mit Umstellung, und waagerechte Rosette, ohne Brausegarnitur.

Monomando empotrable para bañera, con desviador automático, placa, sin tubo flexible, ducha ni gancho de soporte.



.015 Cromo / Chrome / Chromé / Verchromt / Cromado

.563 Leva nera / Black handle / Poignée noire / Schwarzer Griff / Maneta negra



FT850701

BOX PCS. 6

Kg. 5,1



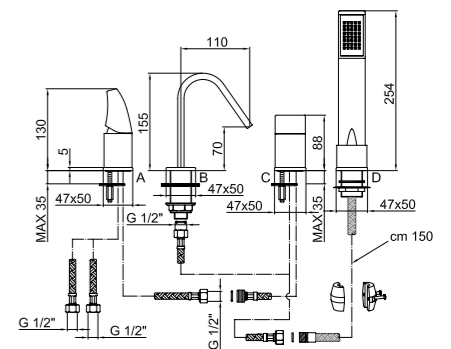
Gruppo per bordo vasca 4 fori completo con flessibile da 150 cm e doccetta.

4-holes deck mounted bath mixer complete of hose 150 cm and handshower.

Mitigeur bain-douche 4-trous, flexible 150 cm et douchette.

4-Loch-Wannenrandarmatur mit Metallbrauseschlauch 150 cm. und Handbrause.

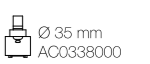
Grupo para borde de bañera, 4 orificios, con tubo flexible, longitud 150 cm y ducha.



Diametro foratura pannello vasca A-B-C-D = 35 mm. Massimo spessore pannello vasca 35 mm / Diameter of the bath deck drilling A-B-C-D = 35 mm. Largest thickness of the bath deck 35 mm / Diamètre perçage du bord de la baignoire A-B-C-D = 35 mm. Maximum épaisseur du bord de la baignoire 35 mm / Bohrungsdurchmesser der Wannenrandarmatur A-B-C-D = 35 mm. Grösste Dicke der Wannenrandarmatur 35 mm / Diámetro agujero borde de bañera A-B-C-D = 35 mm. Máximo espesor borde de bañera 35 mm

.015 Cromo / Chrome / Chromé / Verchromt / Cromado

.563 Leva nera / Black handle / Poignée noire / Schwarzer Griff / Maneta negra



azeta evolution

AZ azeta
AS azeta crystal
AA azeta new

finiture / finishes / finitions / ausföhrungen / acabados

.015
Cromo
Chrome
Chromé
Verchromt
Cromado

azeta crystal
su richiesta / on request / sur demande / nach anfrage / a petición

.010
Oro Lucido
Shiny-Gold
Gold-Brillant
Weiss-Gold
Oro-Brillante

+ 35% su finitura 015, tempo di consegna 4 settimane / + 35% on 015 finishing, 4 weeks delivery time / + 35% sur la finition 015, délai 4 semaines / + 35% ueber die 015 Ausföhrung, Lieferzeit 4 Wochen / + 35% a la cotización del acabado 015, plazo de entrega 4 semanas





AZ830101

BOX PCS. 12

Kg. 2,0



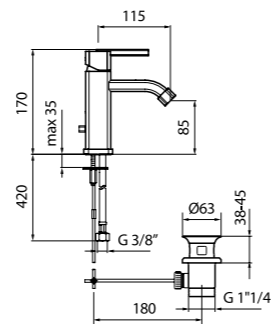
Miscelatore monocomando per lavabo con scarico 1"1/4 con flex inox cm 50 att. 3/8" F.

Single lever washbasin mixer with 1"1/4 pop-up waste and 3/8" F flex. hoses cm 50 .

Mitigeur de lavabo avec vidage automatique 1"1/4 et flexibles d'alimentation cm 50 3/8" F.

Einhebelmischer Waschtischbatterie mit Ablaufgarnitur 1" 1/4 und flex. Anschlussschläuchen cm 50 3/8" F.

Monomando para lavabo con desagüe 1" 1/4, tubo flexible inoxidable de 50 cm, empalme 3/8" F.



flex AC0447

AC0459015 Ø 25 mm AC0355000

AZ830102

AZ .015 Cromo / Chrome / Chromé / Verchromt / Cromado

AS .015 Cromo / Chrome / Chromé / Verchromt / Cromado

AZ830401

BOX PCS. 4

Kg. 3,2



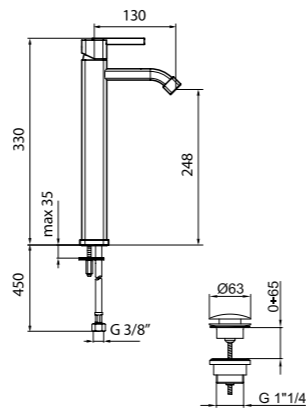
Miscelatore monocomando per lavabo alto con scarico up & down; flex inox cm 70 att. 3/8" F.

High single lever washbasin mixer with up & down pop-up waste, with 3/8" flex. hoses 70 cm.

Mitigeur de lavabo haut avec vidage up & down, flexibles d'alimentation cm 70 3/8" F.

Einhebelmischer Waschtischbatterie, mit Ausführung, mit up & down Ablaufgarnitur, mit Flex. Anschlussschläuchen cm 70 3/8" F.

Monomando para lavabo alto con valvula click-clack, tubo flexible inoxidable de 70 cm, empalme 3/8" F.



flex AC0448

AC0459015 Ø 25 mm AC0355000

AZ830402

AZ .015 Cromo / Chrome / Chromé / Verchromt / Cromado

AS .015 Cromo / Chrome / Chromé / Verchromt / Cromado

AZ830606

BOX PCS. 12

Kg. 2,4



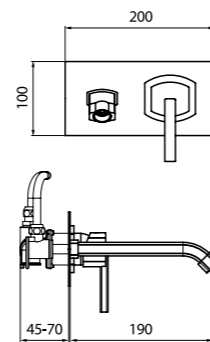
Miscelatore monocomando per lavabo incasso muro, con piastra orizzontale, senza scarico e flessibili.

Concealed single lever washbasin mixer, horizontal cover plate, without pop-up waste and flex hoses.

Mitigeur de lavabo à encastrer, rosace horizontale, sans vidage et flexibles.

Einhebelmischer Unterputz-Waschtischbatterie waagerechte Rosette, ohne Ablaufgarnitur und flex. Anschlussschläuchen.

Monomando empotrable para lavabo de pared, con placa horizontal, sin desagüe ni tubos flexibles.



AC0356015

AC0459015 Ø 35 mm AC0338000

AZ .015 Cromo / Chrome / Chromé / Verchromt / Cromado

AS .015 Cromo / Chrome / Chromé / Verchromt / Cromado

AA830101

BOX PCS. 12

Kg. 2,0



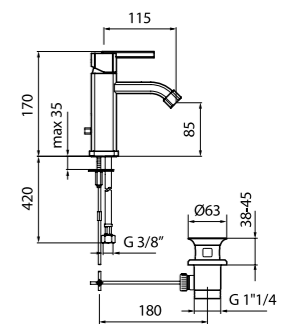
Miscelatore monocomando per lavabo con scarico 1"1/4 con flex inox cm 50 att. 3/8" F.

Single lever washbasin mixer with 1"1/4 pop-up waste and 3/8" F flex. hoses cm 50 .

Mitigeur de lavabo avec vidage automatique 1"1/4 et flexibles d'alimentation cm 50 3/8" F.

Einhebelmischer Waschtischbatterie mit Ablaufgarnitur 1" 1/4 und flex. Anschlussschläuchen cm 50 3/8" F.

Monomando para lavabo con desagüe 1" 1/4, tubo flexible inoxidable de 50 cm, empalme 3/8" F.



flex AC0447

AC0459015 Ø 25 mm AC0355000

AA830102

.015 Cromo / Chrome / Chromé / Verchromt / Cromado

AA830401

BOX PCS. 4

Kg. 3,2



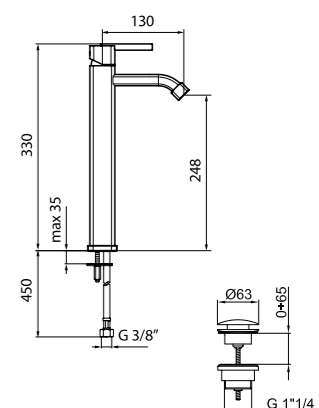
Miscelatore monocomando per lavabo alto con scarico up & down; flex inox cm 70 att. 3/8" F.

High single lever washbasin mixer with up & down pop-up waste, with 3/8" flex. hoses 70 cm.

Mitigeur de lavabo haut avec vidage up & down, flexibles d'alimentation cm 70 3/8" F.

Einhebelmischer Waschtischbatterie, mit Ausführung, mit up & down Ablaufgarnitur, mit Flex. Anschlussschläuchen cm 70 3/8" F.

Monomando para lavabo alto con valvula click-clack, tubo flexible inoxidable de 70 cm, empalme 3/8" F.



flex AC0448

AC0459015 Ø 25 mm AC0355000

AA830402

.015 Cromo / Chrome / Chromé / Verchromt / Cromado

AA830606

BOX PCS. 12

Kg. 2,4



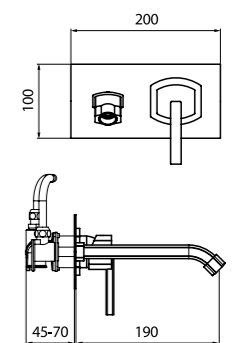
Miscelatore monocomando per lavabo incasso muro, con piastra orizzontale, senza scarico e flessibili.

Concealed single lever washbasin mixer, horizontal cover plate, without pop-up waste and flex hoses.

Mitigeur de lavabo à encastrer, rosace horizontale, sans vidage et flexibles.

Einhebelmischer Unterputz-Waschtischbatterie waagerechte Rosette, ohne Ablaufgarnitur und flex. Anschlussschläuchen.

Monomando empotrable para lavabo de pared, con placa horizontal, sin desagüe ni tubos flexibles.



AC0356015

AC0459015 Ø 35 mm AC0338000

.015 Cromo / Chrome / Chromé / Verchromt / Cromado

AZ850101

BOX PCS. 6

Kg. 3,3



Miscelatore monocomando per vasca esterno completo con flessibile in ottone da 150 cm doccetta anticalcare e supporto.

Single lever bath mixer with shower set complete of brass hose 150 cm, handshower and holder.

Mitigeur bain-douche complet de flexible 150 cm, douchette et support mural.

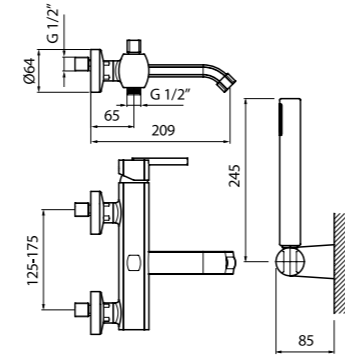
Einhebelmischer Badebatterie mit Brausegarnitur bestehend aus Metall-Brauseschlauch 150 cm, Handbrause und Wandhalterung.

Monomando esterno para bañera completo, con tubo flexible de latón de 150 cm, ducha a prueba de incrustaciones y soporte.

153

AZ .015 Cromo / Chrome / Chromé / Verchromt / Cromado

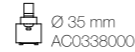
AS .015 Cromo / Chrome / Chromé / Verchromt / Cromado



AC0822015



AC0459015



Ø 35 mm
AC0338000

AZ850401

BOX PCS. 1

Kg. 7,3



Miscelatore monocomando per vasca esterno, con colonne a pavimento, flessibile e doccetta.

Bath mixer with floor connections and shower set.

Mitigeur bain/douche avec raccords sur pieds et garniture de douche.

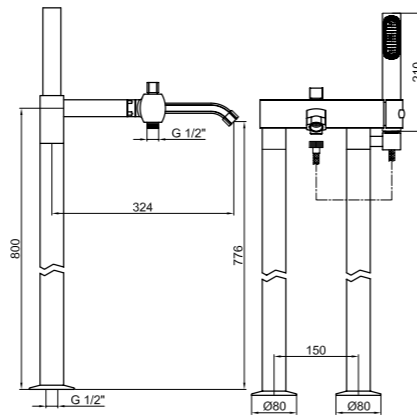
Einhebelmischer Badebatterie mit Standverschraubungen und Brausegarnitur.

Monomando externo para bañera, con columnas de toma de agua al pavimento.

153

AZ .015 Cromo / Chrome / Chromé / Verchromt / Cromado

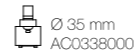
AS .015 Cromo / Chrome / Chromé / Verchromt / Cromado



AC0822015



AC0459015



Ø 35 mm
AC0338000

AZ840101

BOX PCS. 12

Kg. 1,8



Miscelatore monocomando per bidet con scarico 1"1/4 con flex inox cm 50 att. 3/8" F.

Single lever bidet mixer with 1"1/4 pop-up waste and 3/8" F flex hoses cm 50.

Mitigeur de bidet avec vidage automatique 1"1/4 et flexibles d'alimentation cm 50 3/8" F.

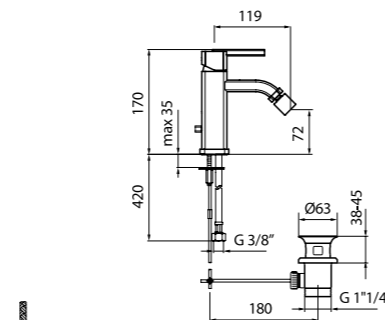
Einhebelmischer Bidetbatterie mit Ablaufgarnitur 1" 1/4 und flex. Anschlussschläuchen cm 50 3/8" F.

Monomando para bidé con desagüe 1" 1/4, tubo flexible inoxidable de 50 cm, empalme 3/8" F.

153

AZ .015 Cromo / Chrome / Chromé / Verchromt / Cromado

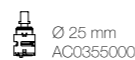
AS .015 Cromo / Chrome / Chromé / Verchromt / Cromado



flex
AC0447



AC0745015



Ø 25 mm
AC0355000

AS840102

AZ870105

BOX PCS. 1

Kg. 6,8

Kg. 2,4



Miscelatore monocomando per doccia esterno, versione completa di colonna, soffione e doccetta monogetto.

Shower mixer with column, shower head and monospray handshower.

Mitigeur de douche avec colonne, pomme de douche et douchette monojet.

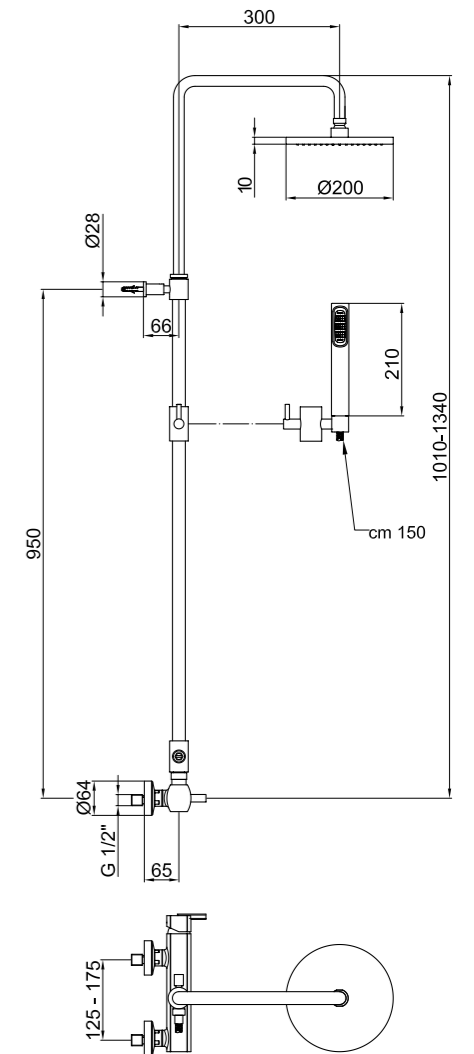
Einhebelmischer Brausebatterie mit Brausegleitstange, Brausekopf und 1 Funktion Handbrause.

Monomando externo para ducha, versión con columna, rociador y ducha.

153

AZ .015 Cromo / Chrome / Chromé / Verchromt / Cromado

AS .015 Cromo / Chrome / Chromé / Verchromt / Cromado



Ø 35 mm
AC0338000

AZ870102

BOX PCS. 6

Kg. 2,4



Miscelatore monocomando per doccia esterno; senza flessibile, doccetta e gancio di supporto.

Single lever shower mixer without shower set.

Mitigeur de douche sans garniture de douche.

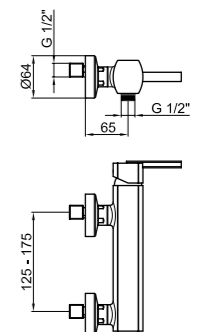
Einhebelmischer Brausebatterie ohne Brausegarnitur.

Monomando externo para ducha, sin tubo flexible, ducha ni gancho de soporte.

153

AZ .015 Cromo / Chrome / Chromé / Verchromt / Cromado


AS .015 Cromo / Chrome / Chromé / Verchromt / Cromado



Ø 35 mm
AC0338000

AZ880101

BOX PCS. 12

 Kg. 1,4



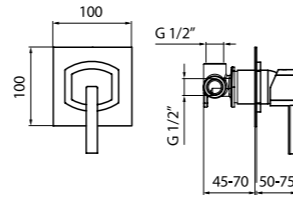
Miscelatore monocomando per doccia incasso, con piastra, senza flessibile, doccetta e gancio.

Concealed single lever shower mixer with cover plate, without shower set.

Mitigeur de douche à encastrer avec rosace, sans garniture de douche.

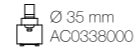
Einhebelmischer Unterputz-Brausebatterie, mit Rosette ohne Brausegarnitur.

Monomando empotrable para ducha, con placa, sin tubo flexible, ducha ni gancho.




AZ .015 Cromo / Chrome / Chromé / Verchromt / Cromado

AS .015 Cromo / Chrome / Chromé / Verchromt / Cromado



AZ860101

BOX PCS. 12

 Kg. 2,3



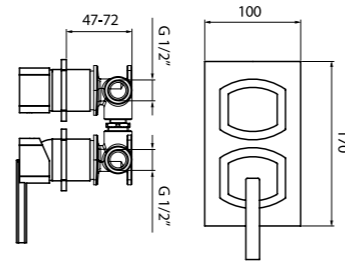
Miscelatore monocomando per vasca incasso, con deviatore, piastra; senza flessibile doccetta e gancio di supporto.

Concealed single lever bath mixer with diverter, cover plate, without shower set.

Mitigeur bain-douche à encastrer avec inverseur, rosace, sans garniture de douche.

Einhebelmischer Unterputz-Badebatterie mit Umstellung, Rosette, ohne Brausegarnitur.

Monomando empotrable para bañera, con desviador, placa, sin tubo flexible, ducha ni gancho de soporte.




AZ .015 Cromo / Chrome / Chromé / Verchromt / Cromado

AS .015 Cromo / Chrome / Chromé / Verchromt / Cromado



AZ880601

BOX PCS. 12

 Kg. 2,4



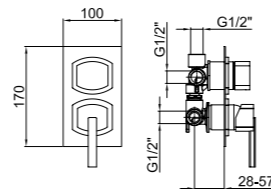
Miscelatore monocomando per doccia incasso, con deviatore 3 vie.

Concealed single lever shower mixer, with 3-ways diverter.

Mitigeur de douche encastré avec inverseur 3 voies.

Einhebelmischer Unterputz-Brausebatterie mit 3 Wegeumsteller.

Monomando empotrable para ducha, con desviador 3 vias.




AZ .015 Cromo / Chrome / Chromé / Verchromt / Cromado

AS .015 Cromo / Chrome / Chromé / Verchromt / Cromado



AC0013

BOX PCS. 8

 Kg. 1,5



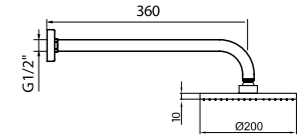
Braccio con soffione snodato in PVC.

Shower arm with ball joint and PVC shower head.

Bras de douche avec rotule et pomme de douche en PVC.

Brausearm mit Gelenkstück und PVC Brausekopf.


Braso ducha con rociador con rotula de PVC.



.015 Cromo / Chrome / Chromé / Verchromt / Cromado

AC0320

BOX PCS. 12

 Kg. 0,3



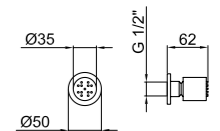
Soffioncino laterale ellittico, monogetto anticalcare con limitatore di portata 6 l/min.

Lateral elliptic body jet with 6l/min flow rate.

Jet latéral elliptique avec limiteur de débit 6l/min.

Seitliche elliptische Düse mit 6l/min Wassermengebegrenzer.


Ducha lateral elíptica con limitador de caudal 6l/min.



.015 Cromo / Chrome / Chromé / Verchromt / Cromado

AC0116

BOX PCS. 12

 Kg. 0,8



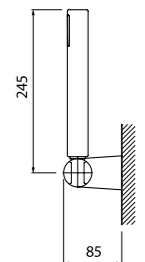
Kit supporto doccetta monogetto e flessibile.

Shower set composed of holder, monospray handshower and flex hose.

Garniture de douche composée de support mural, douchette monojet et flexible.

Brausegarnitur bestehend aus Wandhalterung, 1 Funktion Handbrause und Schlauch.


Kit de ducha con soporte, ducha y flexible.



.015 Cromo / Chrome / Chromé / Verchromt / Cromado

AC0344

BOX PCS. 12

 Kg. 0,3



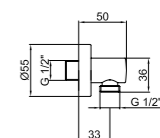
Curva da incasso per presa acqua, attacchi da 1/2" M.

Wall elbow 1/2" M connection.

Coude de sortie, attache 1/2" M.

Unterputz-Anschlusswinkel 1/2" M.

Curva de encastre para toma de agua, juntas de 1/2" M.



.015 Cromo / Chrome / Chromé / Verchromt / Cromado

elio

finiture / finishes / finitions / ausföhrungen / acabados

.015
Cromo
Chrome
Chromé
Verchromt
Cromado



EL830101
BOX PCS. 12

Kg. 2,1



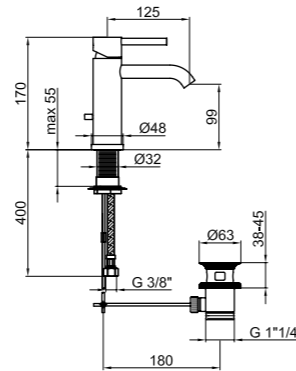
Miscelatore monocomando per lavabo con scarico 1"1/4 con flex inox cm 50 att. 3/8" F.

Single lever washbasin mixer with 1"1/4 pop-up waste and 3/8" F flex. hoses cm 50.

Mitigeur de lavabo avec vidage automatique 1"1/4 et flexibles d'alimentation cm 50 3/8" F.

Einhebelmischer Waschtischbatterie mit Ablaufgarnitur 1" 1/4 und flex. Anschlussschläuchen cm 50 3/8" F.

Monomando para lavabo con desagüe 1" 1/4, tubo flexible inoxidable de 50 cm, empalme 3/8" F.



flex AC0447

AC0469000

Ø 35 mm AC0977000

EL830102

.015 Cromo / Chrome / Chromé / Verchromt / Cromado

EL830401
BOX PCS. 10

Kg. 2,7



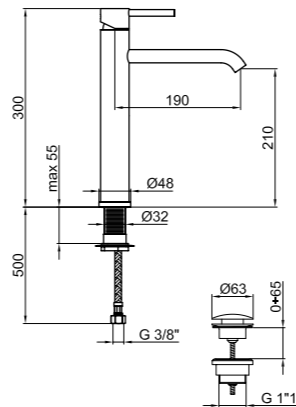
Miscelatore monocomando per lavabo alto con scarico up & down; flex inox cm 70 att. 3/8" F.

High single lever washbasin mixer with up & down pop-up waste, with 3/8" flex. hoses 70 cm.

Mitigeur de lavabo haut avec vidage up & down, flexibles d'alimentation cm 70 3/8" F.

Einhebelmischer Waschtischbatterie, mit hoher Ausführung, mit up & down Ablaufgarnitur, mit Flex. Anschlussschläuchen cm 70 3/8" F.

Monomando para lavabo alto con valvula click-clack, tubo flexible inoxidable de 70 cm, empalme 3/8" F.



flex AC0448

AC0469000

Ø 35 mm AC0977000

EL830402

.015 Cromo / Chrome / Chromé / Verchromt / Cromado

EL830606
BOX PCS. 12

Kg. 2,1



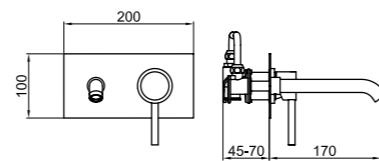
Miscelatore monocomando per lavabo incasso muro, con piastra orizzontale, senza scarico e flessibili.

Concealed single lever washbasin mixer, horizontal cover plate, without pop-up waste and flex hoses.

Mitigeur de lavabo à encastrer, rosace horizontale, sans vidage et flexibles.

Einhebelmischer Unterputz-Waschtischbatterie waagerechte Rosette, ohne Ablaufgarnitur und flex. Anschlussschläuchen.

Monomando empotrable para lavabo, de pared, con placa horizontal, sin desagüe ni tubos flexibles.



Ø 35 mm AC0338000

AC0469000

AC0356015

.015 Cromo / Chrome / Chromé / Verchromt / Cromado

EL832101
BOX PCS. 1

Kg. 14



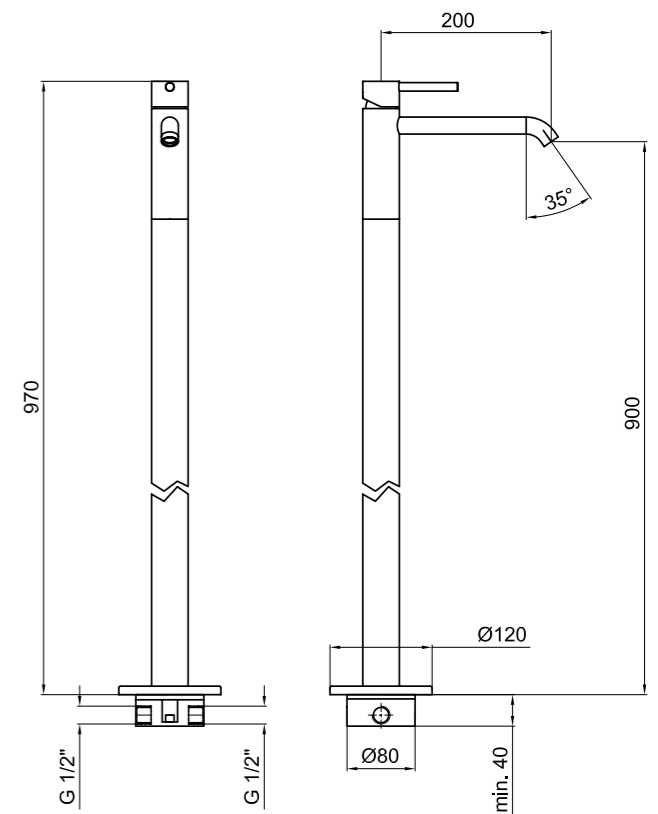
Miscelatore monocomando per lavabo a pavimento.

Single lever floor mounted basin mixer.

Mitigeur lavabo au sol.

Einhebelmischer Stand-Waschtischbatterie.

Monomando para lavabo al suelo.



.015 Cromo / Chrome / Chromé / Verchromt / Cromado

AC0469000

Ø 35 mm AC0977000

EL840101
BOX PCS. 12

Kg. 2,1



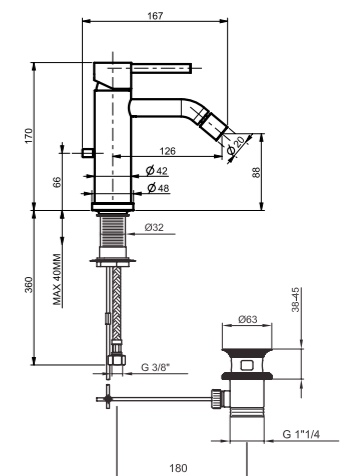
Miscelatore monocomando per bidet con scarico 1"1/4 con flex inox cm 50 att. 3/8" F.

Single lever bidet mixer with 1"1/4 pop-up waste and 3/8" F flex. hoses cm 50.

Mitigeur de bidet avec vidage automatique 1"1/4 et flexibles d'alimentation cm 50 3/8" F.

Einhebelmischer Bidetbatterie mit Ablaufgarnitur 1" 1/4 und flex. Anschlussschläuchen cm 50 3/8" F.

Monomando para bidé con desagüe 1" 1/4, tubo flexible inoxidable de 50 cm, empalme 3/8" F.



flex AC0447

AC0464015

Ø 35 mm AC0977000

.015 Cromo / Chrome / Chromé / Verchromt / Cromado

EL850101

BOX PCS. 6

Kg. 3,2



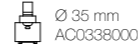

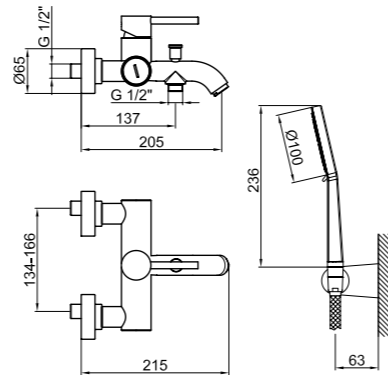
Miscelatore monocomando per vasca esterno completo con flessibile in ottone da 150 cm doccetta multifunzione anticalcare e supporto.

Single lever bath mixer with shower set complete of brass hose 150 cm, multifunction handshower and holder.

Mitigeur bain-douche complet de flexible 150 cm, douchette multijet et support mural.

Einhebelmischer Badebatterie mit Brausegarnitur bestehend aus Metall-Brauseschlauch 150 cm, Massagehandbrause und Wandhalterung.

Monomando esterno para bañera completo, con tubo flexible de latón de 150 cm, ducha masaje a prueba de incrustaciones y soporte.



153

.015 Cromo / Chrome / Chromé / Verchromt / Cromado

EL850701

BOX PCS. 6

Kg. 4,5




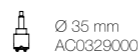
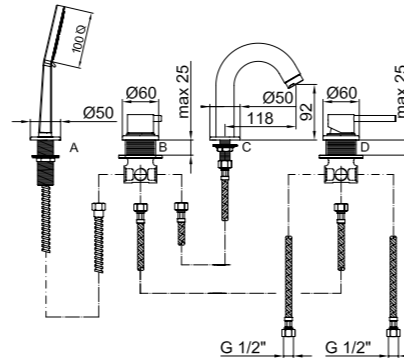
Gruppo per bordo vasca 4 fori completo con flessibile in ottone da 150 cm e doccetta multifunzione.

4-holes deck mounted bath mixer complete of brass hose 150 cm and multifunction handshower.

Mélangeur bain-douche 4-trous, flexible 150 cm et douchette multijet.

4-Loch-Wannenrandarmatur mit Metallbrauseschlauch 150 cm und Massagehandbrause.

Grupo para borde de bañera, 4 orificios, con tubo flexible de latón, longitud 150 cm y ducha masaje.



Diametro foratura pannello vasca A-B-C-D = 28 mm
Massimo spessore pannello vasca 40 mm /
Diameter of the bath deck drilling A-B-C-D = 28 mm /
Largest thickness of the bath deck 40 mm /
Diamètre perçage du bord de la baignoire A-B-C-D=28 mm.
Maximum épaisseur du bord de la baignoire 40 mm /
Bohrungsdurchmesser der Wannenrandarmatur A-B-C-D=28 mm.
Grösste Dicke der Wannenrandarmatur 40 mm /
Diámetro agujero borde de bañera A-B-C-D = 28 mm.
Máximo espesor borde de bañera 40 mm

.015 Cromo / Chrome / Chromé / Verchromt / Cromado

EL860101

BOX PCS. 12

Kg. 2,4



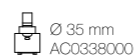
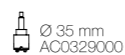
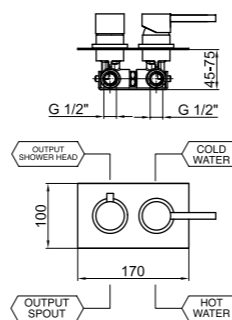
Miscelatore monocomando per vasca incasso, con deviatore, piastra orizzontale; senza flessibile doccetta e gancio di supporto.

Concealed single lever bath mixer with diverter, horizontal cover plate, without shower set.

Mitigeur bain-douche à encastrer avec inverseur, rosace horizontale, sans garniture de douche.

Einhebelmischer Unterputz-Badebatterie mit Umstellung, waagerechte Rosette, ohne Brausegarnitur.

Monomando empotrable para bañera, con desviador, placa horizontal, sin tubo flexible, ducha ni gancho de soporte.



.015 Cromo / Chrome / Chromé / Verchromt / Cromado

EL851101

BOX PCS. 1

Kg. 13,00



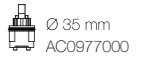
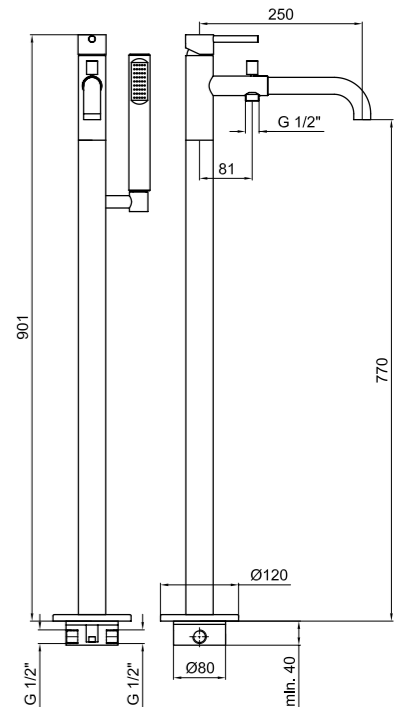
Miscelatore monocomando per vasca a pavimento con flessibile, doccetta.

Single lever floor bath mixer with flexible hose, handshower.

Mitigeur baignoire au sol avec flexible, douchette.

Einhebelmischer Stand-Badebatterie mit Brauseschlauch, Handbrause.

Monomando para bañera al suelo, con flexible y rociador.



.015 Cromo / Chrome / Chromé / Verchromt / Cromado

AC0371

BOX PCS. 12

Kg. 0,4



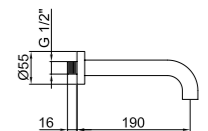
Bocca d'erogazione senza deviatore per vasca incasso; attacco da 1/2".

Spout for concealed bath mixer, 1/2" connection.

Bec pour mitigeur bain/douche encastré, attache 1/2".

Gussauslauf für Unterputz-Badebatterie, 1/2" Anschluss.

Boca de erogación sin desviador para bañera empotrable; conexión 1/2".




.015 Cromo / Chrome / Chromé / Verchromt / Cromado



EL980507

BOX PCS. 1

 Kg. 6,8

 Kg. 3,2



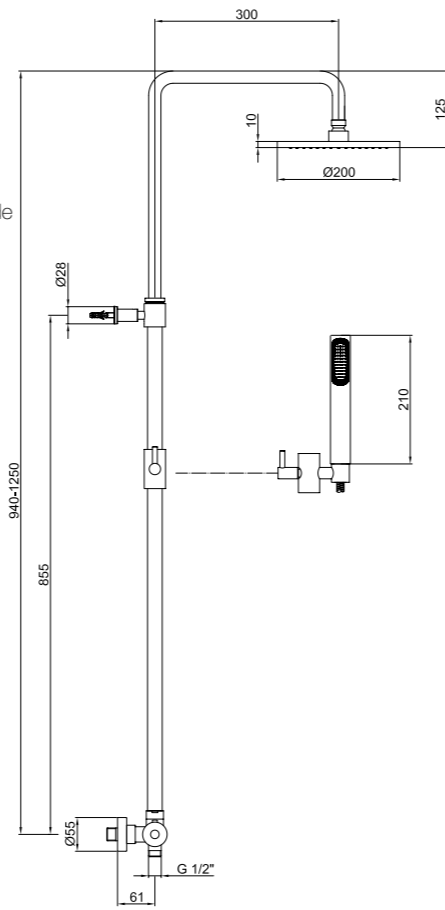
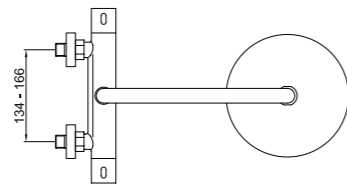
Miscelatore termostatico per doccia esterno, versione completa di colonna, soffione e doccetta monogetto.

Thermostatic shower mixer with column, shower head and monospray handshower.

Colonne de douche thermostatique avec colonne, pomme de douche et douchette monojet.

Thermostat Brausebatterie mit Brausegleitstange, Brausekopf und 1 Funktion Handbrause.

Columna de ducha termostática, versión con columna, rociador y ducha.




.015 Cromo / Chrome / Chromé / Verchromt / Cromado

 AC0839000

 Ø 30 mm
AC0840000

AC0929

BOX PCS. 6

 Kg. 1,4



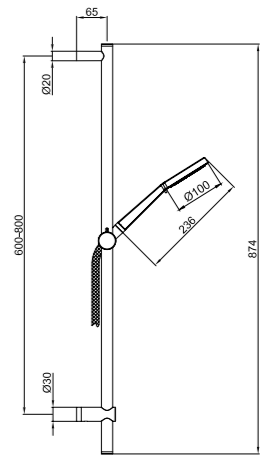
Saliscendi doccia, con doccetta multifunzione.

Sliding rail with multifunction handshower.

Garniture de douche multijet.

Brausegarnitur mit Wandstange und Massagehandbrause.


Conjunto de barra reguladora y ducha masaje.



.015 Cromo / Chrome / Chromé / Verchromt / Cromado

EL980102

BOX PCS. 8

 Kg. 3,2



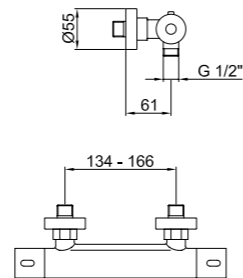
Miscelatore termostatico per doccia esterno, senza flessibile, doccetta e gancio di supporto.

Thermostatic shower mixer without shower set.

Mitigeur thermostatique douche sans garniture de douche.


Thermostat Brausebatterie ohne Brausegarnitur.

Mezclador termostatico externo para ducha, sin tubo flexible, rociador, ni soporte.




.015 Cromo / Chrome / Chromé / Verchromt / Cromado

 AC0839000

 Ø 30 mm
AC0840000

EL870102

BOX PCS. 12

 Kg. 2,2



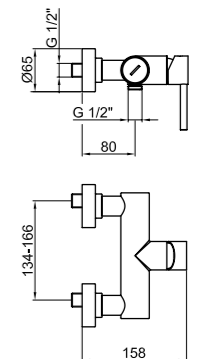
Miscelatore monocomando per doccia esterno; senza flessibile, doccetta e gancio di supporto.

Single lever shower mixer without shower set.


Mitigeur de douche sans garniture de douche.

Einhebelmischer Brausebatterie ohne Brausegarnitur.

Monomando externo para ducha, sin tubo flexible, ducha ni gancho de soporte.



.015 Cromo / Chrome / Chromé / Verchromt / Cromado

 Ø 35 mm
AC0338000

EL880101
BOX PCS. 12

Kg. 1,1



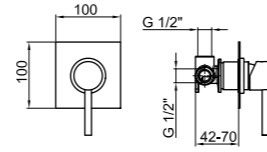
Miscelatore monocomando per doccia incasso, con piastra, senza flessibile, doccetta e gancho.

Concealed single lever shower mixer with cover plate, without shower set.

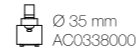
Mitigeur de douche à encastrer avec rosace, sans garniture de douche.

Einhebelmischer Unterputz-Brausebatterie, mit Rosette, ohne Brausegarnitur.

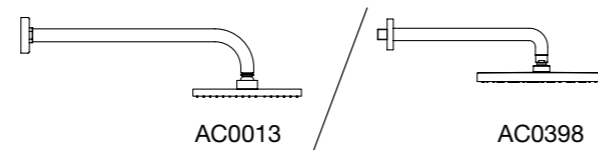
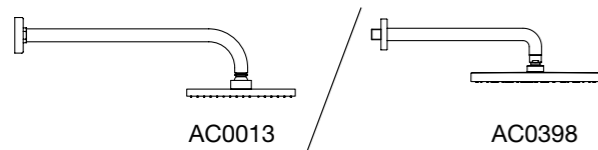
Monomando empotrable para ducha, con placa, sin tubo flexible, ducha ni gancho.



.015 Cromo / Chrome / Chromé / Verchromt / Cromado



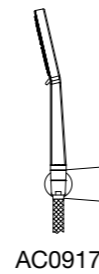
solutions



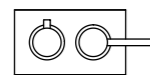
AC0320



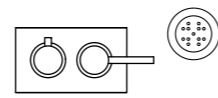
AC0320



AC0917



EL860101



EL880601



AC0344



AC0013
BOX PCS. 8

Kg. 1,5



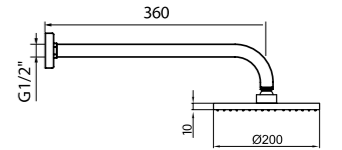
Braccio con soffione snodato in PVC.

Shower arm with ball joint and PVC shower head.

Bras de douche avec rotule et pomme de douche en PVC.

Brausearm mit Gelenkstück und PVC Brausekopf.

Brazo ducha con rociador con rotula de PVC.



.015 Cromo / Chrome / Chromé / Verchromt / Cromado

AC0764
BOX PCS. 12

Kg. 0,5



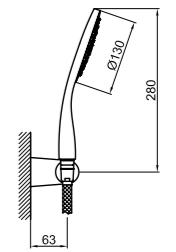
Kit supporto doccetta monogetto e flessibile.

Shower set composed of holder, monospray handshower and flex hose.

Garniture de douche composée de support mural, douchette monojet et flexible.

Brausegarnitur bestehend aus Wandhalterung, 1 Funktion Handbrause und Schlauch.

Kit de ducha con soporte, ducha y flexible.



.015 Cromo / Chrome / Chromé / Verchromt / Cromado

AC0320
BOX PCS. 12

Kg. 0,3



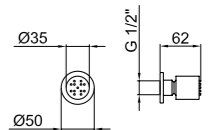
Soffioncino laterale ellittico, monogetto anticalcare con limitatore di portata 6 l/min.

Lateral elliptic body jet with 6l/min flow rate.

Jet latéral elliptique avec limiteur de débit 6l/min.

Seitliche elliptische Düse mit 6l/min Wassermengebegrenzer.

Ducha lateral elíptica con limitador de caudal 6l/min.



.015 Cromo / Chrome / Chromé / Verchromt / Cromado

AC0344
BOX PCS. 12

Kg. 0,3



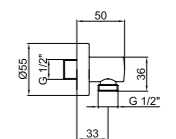
Curva da incasso per presa acqua, attacchi da 1/2" M.

Wall elbow 1/2" M connection.

Coude de sortie, attache 1/2" M.

Unterputz-Anschlusswinkel 1/2" M.

Curva de encastre para toma de agua, juntas de 1/2" M.



.015 Cromo / Chrome / Chromé / Verchromt / Cromado

kimono

finiture / finishes / finitions / ausführungen / acabados

.015
Cromo
Chrome
Chromé
Verchromt
Cromado



KI830101
BOX PCS. 12

Kg. 1,9



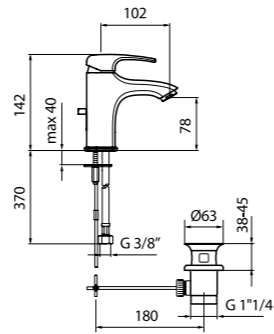
Miscelatore monocomando per lavabo con scarico 1"1/4 con flex inox cm 37 att. 3/8" F.

Single lever washbasin mixer with 1"1/4 pop-up waste and 3/8" F flex. hoses cm 37.

Mitigeur de lavabo avec vidage automatique 1"1/4 et flexibles d'alimentation cm 37 3/8" F.

Einhebelmischer Waschtischbatterie mit Ablaufgarnitur 1" 1/4 und flex. Anschlussschläuchen cm 37 3/8" F.

Monomando para lavabo con desagüe 1" 1/4, tubo flexible inoxidable de 37 cm, empalme 3/8" F.



AC0462015

Ø 35 mm
AC0361000

KI830102

.015 Cromo / Chrome / Chromé / Verchromt / Cromado

KI840101
BOX PCS. 12

Kg. 1,6



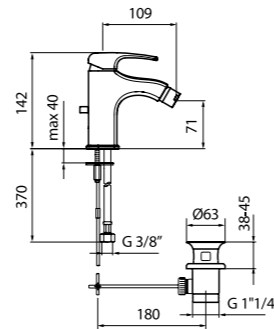
Miscelatore monocomando per bidet con scarico 1"1/4 con flex inox cm 37 att. 3/8" F.

Single lever bidet mixer with 1"1/4 pop-up waste and 3/8" F flex. hoses cm 37.

Mitigeur de bidet avec vidage automatique 1"1/4 et flexibles d'alimentation cm 37 3/8" F.

Einhebelmischer Bidetbatterie mit Ablaufgarnitur 1" 1/4 und flex. Anschlussschläuchen cm. 37 3/8" F.

Monomando para bidé con desagüe 1" 1/4, tubo flexible inoxidable de 37 cm, empalme 3/8" F.



AC0465015

Ø 35 mm
AC0361000

KI840102

.015 Cromo / Chrome / Chromé / Verchromt / Cromado

KI850101
BOX PCS. 12

Kg. 2,9



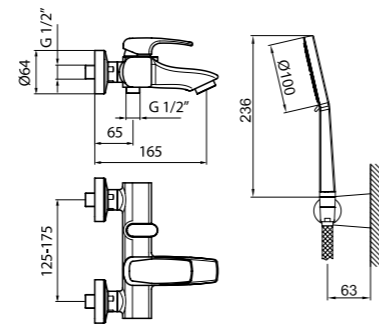
Miscelatore monocomando per vasca esterno completo con flessibile da 150 cm doccetta multifunzione anticalcare e supporto.

Single lever bath mixer with shower set complete of hose 150 cm, multifunction handshower and holder.

Mitigeur bain-douche complet de flexible 150 cm, douchette multijet et support mural.

Einhebelmischer Badebatterie mit Brausegarnitur bestehend aus Brauseschlauch 150 cm, Massagehandbrause und Wandhalterung.

Monomando externo para bañera completo, con tubo flexible de 150 cm, ducha masaje a prueba de incrustaciones y soporte.



AC0463015

Ø 35 mm
AC0338000

153

.015 Cromo / Chrome / Chromé / Verchromt / Cromado

KI880101
BOX PCS. 12

Kg. 1,1



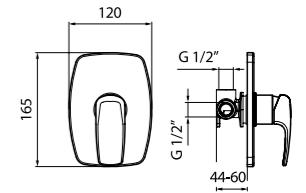
Miscelatore monocomando per doccia incasso; senza flessibile, doccetta e gancio.

Concealed single lever shower mixer without shower set.

Mitigeur de douche à encastrer sans garniture de douche.

Einhebelmischer Unterputz-Brausebatterie ohne Brausegarnitur.

Monomando empotrable para ducha con placa, sin tubo, flexible, ducha ni gancho.



AC0363015

Ø 35 mm
AC0338000

.015 Cromo / Chrome / Chromé / Verchromt / Cromado

KI870102
BOX PCS. 12

Kg. 1,9



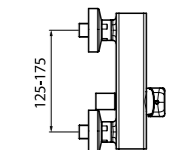
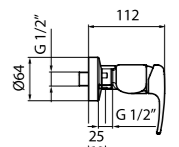
Miscelatore monocomando per doccia esterno; senza flessibile; senza doccetta e gancio di supporto.

Single lever shower mixer without shower set.

Mitigeur de douche sans garniture de douche.

Einhebelmischer Brausebatterie ohne Brausegarnitur.

Monomando externo para ducha, sin tubo flexible, ducha ni gancho de soporte.



Ø 35 mm
AC0338000

.015 Cromo / Chrome / Chromé / Verchromt / Cromado

153

KI850102
BOX PCS. 12

Kg. 2,4



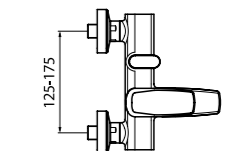
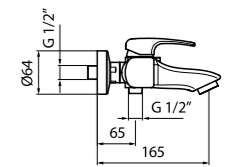
Miscelatore monocomando per vasca esterno; senza flessibile, doccetta e gancio di supporto.

Single lever bath mixer without shower set.

Mitigeur bain-douche sans garniture de douche.

Einhebelmischer Badebatterie ohne Brausegarnitur.

Monomando externo para bañera, sin tubo flexible, ducha ni gancho de soporte.



AC0363015


Ø 35 mm
AC0338000

.015 Cromo / Chrome / Chromé / Verchromt / Cromado

153

KI860101

BOX PCS. 12

 Kg. 1,7



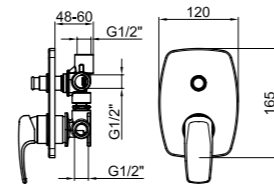
Miscelatore monocomando per vasca incasso;
con deviatore automatico; senza flessibile doccia
e gancio di supporto.

Concealed single lever bath mixer with automatic diverter,
without shower set.


Mitigeur bain-douche à encastrer avec inverseur automatique,
sans garniture de douche.

Einhebelmischer Unterputz-Badebatterie mit Umstellung,
ohne Brausegarnitur.

Monomando empotrable para bañera, con desviador automático;
sin tubo flexible, rociador ni soporte.



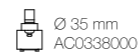
.015 Cromo / Chrome / Chromé / Verchromt / Cromado



AC0691015




AC0364015



Ø 35 mm
AC0338000

AC0371

BOX PCS. 12

 Kg. 0,4



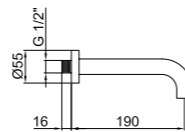
Bocca d'erogazione senza deviatore per vasca incasso;
attacco da 1/2\"/>

Spout for concealed bath mixer, 1/2" connection.

Bec pour mitigeur bain/douche encastré, attache 1/2\"/>

Gussauslauf für Unterputz-Badebatterie, 1/2" Anschluss.

Boca de erogación sin desviador para bañera empotrable;
conexión 1/2\"/>




.015 Cromo / Chrome / Chromé / Verchromt / Cromado



AC0743000

AC0929

BOX PCS. 4

 Kg. 1,4



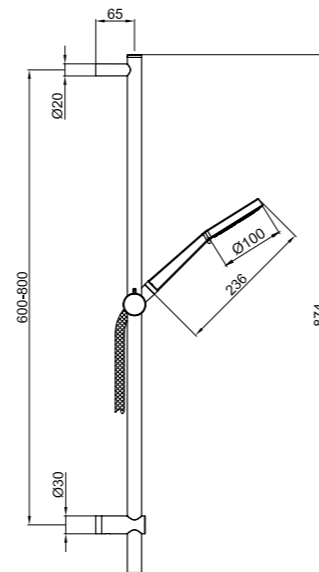
Saliscendi doccia, con doccia multifunzione.

Sliding rail with multifunction handshower.

Garniture de douche multijet.

Brausegarnitur mit Wandstange und Massagehandbrause.

Conjunto de barra reguladora y ducha masaje.



.015 Cromo / Chrome / Chromé / Verchromt / Cromado

AC0013

BOX PCS. 8

 Kg. 1,5



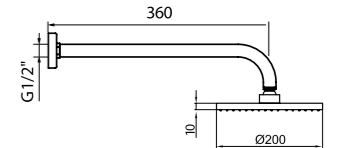
Braccio con soffione snodato in PVC.

Shower arm with ball joint and PVC shower head.

Bras de douche avec rotule et pomme de douche en PVC.

Brausearm mit Gelenkstück und PVC Brausekopf.


Brazo ducha con rociador con rotula de PVC.



.015 Cromo / Chrome / Chromé / Verchromt / Cromado

AC0764

BOX PCS. 12

 Kg. 0,5



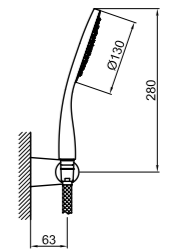
Kit supporto doccia monogetto e flessibile.

Shower set composed of holder, monospray handshower and
flex hose.

Garniture de douche composée de support mural, douchette
monojet et flexible.

Brausegarnitur bestehend aus Wandhalterung, 1 Funktion
Handbrause und Schlauch.


Kit de ducha con soporte, ducha y flexible.



.015 Cromo / Chrome / Chromé / Verchromt / Cromado

AC0320

BOX PCS. 12

 Kg. 0,3



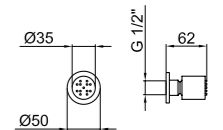
Soffioncino laterale ellittico, monogetto anticalcare con
limitatore di portata 6 l/min.

Lateral elliptic body jet with 6l/min flow rate.

Jet latéral elliptique avec limiteur de débit 6l/min.

Seitliche elliptische Düse mit 6l/min Wassermengebegrenzer.


Ducha lateral elíptica con limitador de caudal 6l/min.



.015 Cromo / Chrome / Chromé / Verchromt / Cromado

AC0344

BOX PCS. 12

 Kg. 0,3



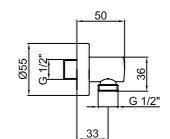
Curva da incasso per presa acqua, attacchi da 1/2" M.

Wall elbow 1/2" M connection.

Coude de sortie, attache 1/2" M.

Unterputz-Anschlusswinkel 1/2" M.

Curva de encastre para toma de agua, juntas de 1/2" M.



.015 Cromo / Chrome / Chromé / Verchromt / Cromado

rivoli

Design: Massimiliano Settimelli

finiture / finishes / finitions / ausführungen / acabados

.015

Cromo
Chrome
Chromé
Verchromt
Cromado



RI830101

BOX PCS. 12

Kg. 1,8



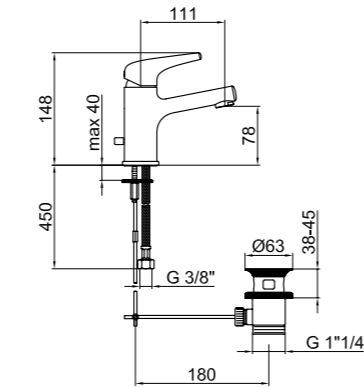
Miscelatore monocomando per lavabo con scarico 1"1/4 con flex inox cm 50 att. 3/8" F.

Single lever washbasin mixer with 1"1/4 pop-up waste and 3/8" F flex. hoses cm 50.

Mitigeur de lavabo avec vidage automatique 1"1/4 et flexibles d'alimentation cm 50 3/8" F.

Einhebelmischer Waschtischbatterie mit Ablaufgarnitur 1" 1/4 und flex. Anschlussschläuchen cm 50 3/8" F.

Monomando para lavabo con desagüe 1" 1/4, tubo flexible inoxidable de 50 cm, empalme 3/8" F.



flex AC0447

AC0462015

Ø 35 mm AC0361000

RI830102

.015 Cromo / Chrome / Chromé / Verchromt / Cromado

RI831901

BOX PCS. 12

Kg. 2,0



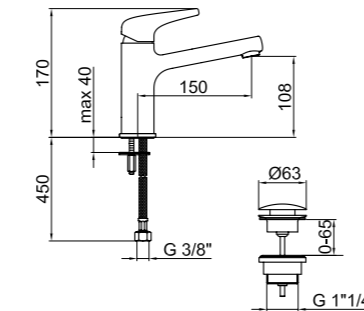
Miscelatore monocomando per lavabo canna lunga con scarico up & down; flex inox cm 50 att. 3/8" F.

High single lever washbasin mixer long spout with up & down pop-up waste, with flex. hose 50 cm.

Mitigeur de lavabo haut bec long avec vidage up & down, flexibles d'alimentation cm 50 3/8" F.

Einhebelmischer Waschtischbatterie, mit langem Auslauf, mit up & down Ablaufgarnitur, mit Flex. Anschlussschläuchen cm 50 3/8" F.

Monomando para lavabo caño largo con desagüe up & down, tubo flexible inoxidable de 50 cm, empalme 3/8" F.



flex AC0447

AC0462015

Ø 35 mm AC0361000

RI831902

.015 Cromo / Chrome / Chromé / Verchromt / Cromado

RI840101

BOX PCS. 12

Kg. 1,7



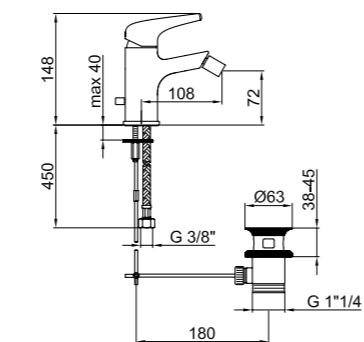
Miscelatore monocomando per bidet con scarico 1"1/4 con flex inox cm 50 att. 3/8" F.

Single lever bidet mixer with 1"1/4 pop-up waste and 3/8" F flex. hoses cm 50.

Mitigeur de bidet avec vidage automatique 1"1/4 et flexibles d'alimentation cm 50 3/8" F.

Einhebelmischer Bidetbatterie mit Ablaufgarnitur 1" 1/4 und flex. Anschlussschläuchen cm. 50 3/8" F.

Monomando para bidé con desagüe 1" 1/4, tubo flexible inoxidable de 50 cm, empalme 3/8" F.



flex AC0447

AC0466015

Ø 35 mm AC0361000

RI840102

.015 Cromo / Chrome / Chromé / Verchromt / Cromado

RI850101

BOX PCS. 10

Kg. 3,1



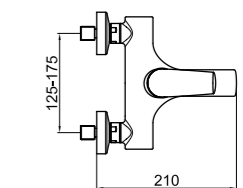
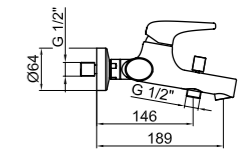
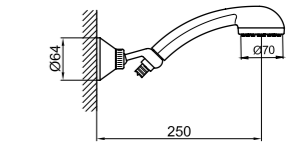
Miscelatore monocomando per vasca esterno completo con flessibile in ottone da 150 cm, doccetta e supporto.

Single lever bath mixer with shower set complete of brass hose 150 cm, handshower and holder.

Mitigeur bain-douche complet de flexible 150 cm, douchette et support mural.

Einhebelmischer Badebatterie mit Brausegarnitur bestehend aus Metall-Brauseschlauch 150 cm, Handbrause und Wandhalterung.

Monomando externo para bañera completo, con tubo flexible de latón de 150 cm, ducha a prueba y soporte.



AC0823015

AC0459015

Ø 35 mm AC0361000

153

.015 Cromo / Chrome / Chromé / Verchromt / Cromado

RI850102

BOX PCS. 10

Kg. 2,6



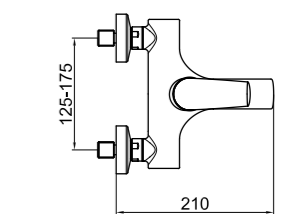
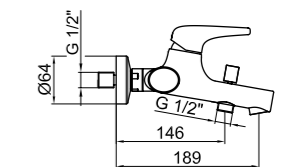
Miscelatore monocomando per vasca esterno; senza flessibile, doccetta e gancio di supporto.

Single lever bath mixer without shower set.

Mitigeur bain-douche sans garniture de douche.

Einhebelmischer Badebatterie ohne Brausegarnitur.

Monomando externo para bañera, sin tubo flexible, ducha ni gancho de soporte.



AC0823015

AC0459015

Ø 35 mm AC0361000

153

.015 Cromo / Chrome / Chromé / Verchromt / Cromado

RI870102

BOX PCS. 12

Kg. 1,5



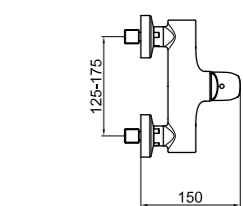
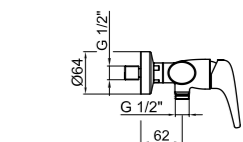
Miscelatore monocomando per doccia esterno; senza flessibile, doccetta e gancio di supporto.

Single lever shower mixer without shower set.

Mitigeur de douche sans garniture de douche.

Einhebelmischer Brausebatterie ohne Brausegarnitur.

Monomando externo para ducha, sin tubo flexible, ducha ni gancho de soporte.




Ø 35 mm AC0361000

.015 Cromo / Chrome / Chromé / Verchromt / Cromado

153

RI880101

BOX PCS. 12

 Kg. 1,1



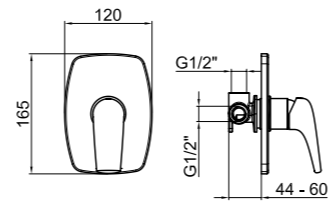
Monocomando Doccia Incasso Cartuccia Ø 35.

Concealed single lever shower mixer, cartridge Ø 35.

Mitigeur de douche encastré, cartouche Ø 35.

Einhebelmischer Unterputz-Brausebatterie, Kartusche Ø 35.

Monomando empotrable para ducha, cartucho Ø 35.



.015 Cromo / Chrome / Chromé / Verchromt / Cromado



AC0363015



Ø 35 mm
AC0338000

RI860101

BOX PCS. 12

 Kg. 1,5



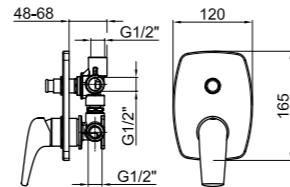
Miscelatore monocomando per vasca incasso; con deviatore automatico; senza flessibile, doccetta e gancio di supporto.

Concealed single lever bath mixer with automatic diverter, without shower set.

Mitigeur bain-douche à encastrer avec inverseur automatique, sans garniture de douche.

Einhebelmischer Unterputz-Badebatterie mit Umstellung, ohne Brausegarnitur.

Monomando empotrable para bañera, con desviador automático; sin tubo flexible, rociador ni soporte.



.015 Cromo / Chrome / Chromé / Verchromt / Cromado



AC0691015




AC0364015



Ø 35 mm
AC0338000

AC0319

BOX PCS. 12

 Kg. 0,9



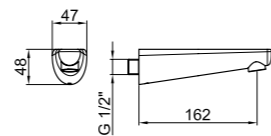
Bocca d'erogazione senza deviatore per vasca incasso; attacco da 1/2".

Spout for concealed bath mixer, 1/2" connection.

Bec pour mitigeur bain/douche encastré, attache 1/2".

Gussauslauf für Unterputz-Badebatterie, 1/2" Anschluss.

Boca de erogación sin desviador para bañera empotrable; conexión 1/2".




.015 Cromo / Chrome / Chromé / Verchromt / Cromado



AC0688015

AC0013

BOX PCS. 8

 Kg. 1,5



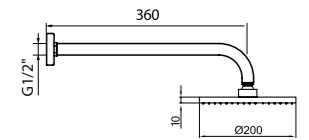
Braccio con soffione snodato in PVC.

Shower arm with ball joint and PVC shower head.

Bras de douche avec rotule et pomme de douche en PVC.

Brausearm mit Gelenkstück und PVC Brausekopf.


Brazo ducha con rociador con rotula de PVC.



.015 Cromo / Chrome / Chromé / Verchromt / Cromado

AC0389

box pcs. 12

 Kg. 0,6



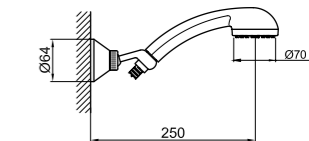
Kit supporto doccetta monogetto e flessibile.

Shower set composed of holder, monospray handshower and flex hose.

Garniture de douche composée de support mural, douchette mono-jet et flexible.

Brausegarnitur bestehend aus Wandhalterung, Mono-Wasserstrahl Handbrause und Schlauch.

Kit de ducha con soporte, ducha y flexible.



.015 Cromo / Chrome / Chromé / Verchromt / Cromado

AC0344

box pcs. 12

 Kg. 0,3



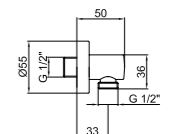
Curva da incasso per presa acqua, attacchi da 1/2" M.

Wall elbow 1/2" M connection.

Coude de sortie, attache 1/2" M.

Unterputz-Anschlusswinkel 1/2" M.

Curva de encastre para toma de agua, juntas de 1/2" M.



.015 Cromo / Chrome / Chromé / Verchromt / Cromado

karenina

finiture / finishes / finitions / ausführungen / acabados

.015
Cromo
Chrome
Chromé
Verchromt
Cromado

.017
Cromo-Oro
Chrome-Gold
Chromé-Or
Chrom-Gold
Cromo-Oro

.010
Oro
Gold
Doré
Gold
Oro

.065
Bronzo
Bronze
Bronze
Bronze
Bronce



KA700101
BOX PCS. 12

Kg. 2,7



Monoforo monoblocco per lavabo con scarico 1"1/4 con flex inox cm 37 att. 3/8" F.

Monobloc washbasin mixer with 1"1/4 pop-up waste and 3/8" F flex. hoses cm 37.

Mélangeur de lavabo monotrou avec vidage automatique 1"1/4 et flexibles d'alimentation cm 37 3/8" F.

Waschtisch-Einlochbatterie mit Ablaufgarnitur 1" 1/4 und flex. Anschlusschläuchen cm. 37 3/8" F.

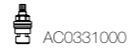
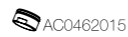
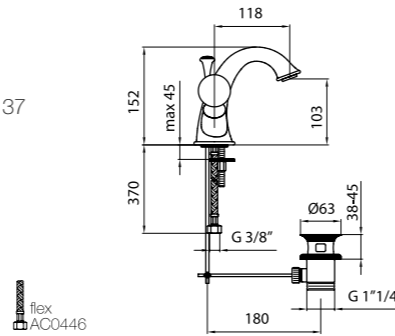
Monoblock para lavabo, desagüe 1"1/4, tubo flexible inoxidable de 37 cm y conexión 3/8" F.

.015 Cromo / Chrome / Chromé / Verchromt / Cromado

.010 Oro / Gold / Doré / Gold / Oro

.017 Cromo-Oro / Chrome-Gold / Chromé-Or
Chrom-Gold / Cromo-Oro

.065 Bronzato / Bronze / Bronze / Bronze / Bronze



KA700102

KA750101
BOX PCS. 4

Kg. 3,7



Batteria per lavabo a tre fori completa con scarico 1"1/4.

3-holes washbasin mixer with 1"1/4 pop-up waste.

Mélangeur de lavabo 3-trous bec fixe avec vidage automatique 1"1/4.

3-Loch-Waschtischbatterie mit Ablaufgarnitur 1" 1/4.

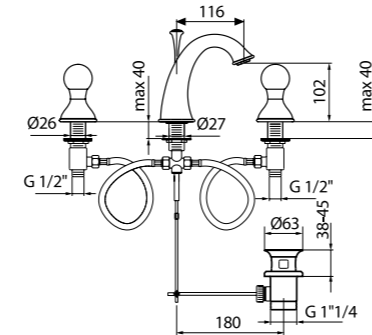
Bateria para lavabo, 3 orificios, desagüe 1"1/4.

.015 Cromo / Chrome / Chromé / Verchromt / Cromado

.010 Oro / Gold / Doré / Gold / Oro

.017 Cromo-Oro / Chrome-Gold / Chromé-Or
Chrom-Gold / Cromo-Oro

.065 Bronzato / Bronze / Bronze / Bronze / Bronze



KA750404
BOX PCS. 4

Kg. 2,2



Batteria per lavabo a 3 fori incasso muro.

Concealed 3-holes washbasin mixer.

Mélangeur de lavabo 3 trous à encastrer.

Unterputz - 3-Loch-Waschtischbatterie.

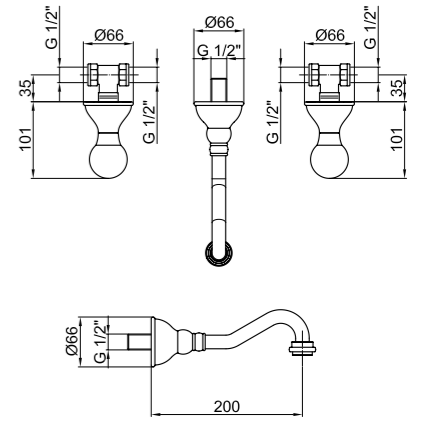
Bateria empotrable de pared para lavabo, 3 orificios.

.015 Cromo / Chrome / Chromé / Verchromt / Cromado

.010 Oro / Gold / Doré / Gold / Oro

.017 Cromo-Oro / Chrome-Gold / Chromé-Or
Chrom-Gold / Cromo-Oro

.065 Bronzato / Bronze / Bronze / Bronze / Bronze



KA710101
BOX PCS. 12

Kg. 2,4



Monoforo monoblocco per bidet con scarico 1"1/4 con flex inox cm 37 att. 3/8" F.

Monobloc bidet mixer with 1"1/4 pop-up waste and 3/8" F flex. hoses cm 37.

Mélangeur de bidet monotrou avec vidage automatique 1"1/4 et flexibles d'alimentation cm 37 3/8" F.

Bidet-Einlochbatterie mit Ablaufgarnitur 1" 1/4 Anschlusschläuchen cm. 37 3/8" F.


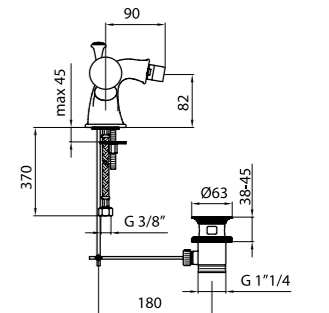
Monoblock para bidé, desagüe 1"1/4, tubo flexible inoxidable de 37 cm y conexión 3/8" F.

.015 Cromo / Chrome / Chromé / Verchromt / Cromado

.010 Oro / Gold / Doré / Gold / Oro

.017 Cromo-Oro / Chrome-Gold / Chromé-Or
Chrom-Gold / Cromo-Oro

.065 Bronzato / Bronze / Bronze / Bronze / Bronze



KA750202
BOX PCS. 4

Kg. 3,5



Batteria per lavabo a tre fori con bocca girevole, con scarico 1"1/4.

3-holes washbasin mixer swivel spout with 1"1/4 pop-up waste.

Mélangeur de lavabo 3-trous bec mobile avec vidage automatique 1"1/4.

3-Loch-Waschtischbatterie mit schwenkbarem Auslauf und Ablaufgarnitur 1" 1/4.


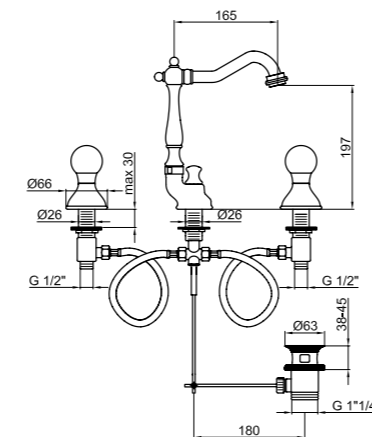
Bateria para lavabo de 3 orificios, con boca giratoria, desagüe 1"1/4.

.015 Cromo / Chrome / Chromé / Verchromt / Cromado

.010 Oro / Gold / Doré / Gold / Oro

.017 Cromo-Oro / Chrome-Gold / Chromé-Or
Chrom-Gold / Cromo-Oro

.065 Bronzato / Bronze / Bronze / Bronze / Bronze



KA710202
BOX PCS. 4

Kg. 3,7



Batteria per bidet a tre fori completa con scarico 1"1/4.

3-holes bidet mixer with 1"1/4 pop-up waste.

Mélangeur de bidet 3-trous avec vidage automatique 1"1/4.

3-Loch Bidetbatterie mit Ablaufgarnitur 1" 1/4.

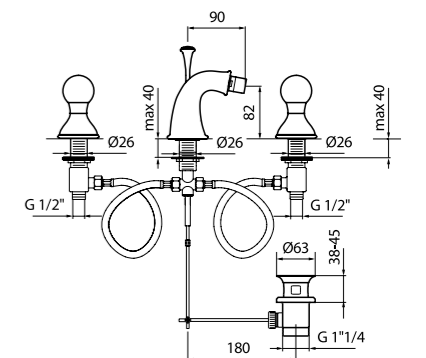
Bateria para bidet, 3 orificios, desagüe 1"1/4.

.015 Cromo / Chrome / Chromé / Verchromt / Cromado

.010 Oro / Gold / Doré / Gold / Oro

.017 Cromo-Oro / Chrome-Gold / Chromé-Or
Chrom-Gold / Cromo-Oro

.065 Bronzato / Bronze / Bronze / Bronze / Bronze



KA720201

BOX PCS. 6

Kg. 4,0



Gruppo per vasca esterno completo con flessibile in ottone da 150 cm; doccia.

Bath mixer with shower set complete of brass hose 150 cm. and handshower.

Mélangeur bain-douche complet de flexible en laiton 150 cm et douchette.

Badebatterie mit Brausegarnitur bestehend aus Metall-Brauseschlauch 150 cm. und Handbrause.

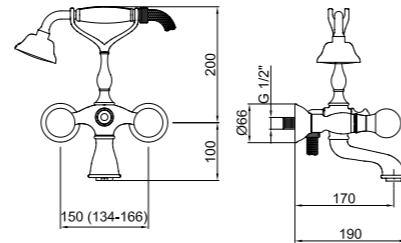
Grupo externo para bañera, con tubo flexible de latón, longitud 150 cm y ducha.

.015 Cromo / Chrome / Chromé / Verchromt / Cromado

.010 Oro / Gold / Doré / Gold / Oro

.017 Cromo-Oro / Chrome-Gold / Chromé-Or
Chrom-Gold / Cromo-Oro

.065 Bronzato / Bronze / Bronze / Bronze / Bronze



153

KA730101

BOX PCS. 3

Kg. 5,5



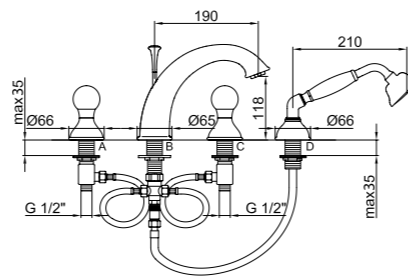
Gruppo per bordo vasca 4 fori completo con flessibile in ottone da 150 cm e doccia.

4-holes deck mounted bath mixer complete of brass hose 150 cm and handshower.

Mélangeur bain-douche 4-trous, flexible en laiton 150 cm et douchette.

4-Loch-Wannenrandarmatur mit Metallbrauseschlauch 150 cm. und Handbrause.

Grupo para borde de bañera, 4 orificios, con tubo flexible de latón, longitud 150 cm y rociador.



Diametro foratura pannello vasca A-B-C-D = 28 mm
Massimo spessore pannello vasca 35 mm

Diameter of the bath deck drilling A-B-C-D = 28 mm
Largest thickness of the bath deck 35 mm

Diamètre perçage du bord de la baignoire A-B-C-D = 28 mm
Maximum épaisseur du bord de la baignoire 35 mm

Bohrungsdurchmesser der Wannenrandarmatur A-B-C-D = 28 mm
Grösste Dicke der Wannenrandarmatur 35 mm

Diámetro agujero borde de bañera A-B-C-D = 28 mm
Máximo espesor borde de bañera 35 mm

.015 Cromo / Chrome / Chromé / Verchromt / Cromado

.010 Oro / Gold / Doré / Gold / Oro

.017 Cromo-Oro / Chrome-Gold / Chromé-Or
Chrom-Gold / Cromo-Oro

.065 Bronzato / Bronze / Bronze / Bronze / Bronze

KA690101

BOX PCS. 12

Kg. 0,7



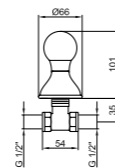
Rubinetto di arresto ad incasso; attacco da 1/2"; venduto singolo.

Stop cock 1/2" singly sold.

Robinet à encastrer vendu single.

Unterputzventil 1/2" einzeln verkauft.

Llave de paso conexión de 1/2", vendido singularmente.

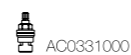


.015 Cromo / Chrome / Chromé / Verchromt / Cromado

.010 Oro / Gold / Doré / Gold / Oro

.017 Cromo-Oro / Chrome-Gold / Chromé-Or
Chrom-Gold / Cromo-Oro

.065 Bronzato / Bronze / Bronze / Bronze / Bronze



KA720801

BOX PCS. 2

Kg. 8,8



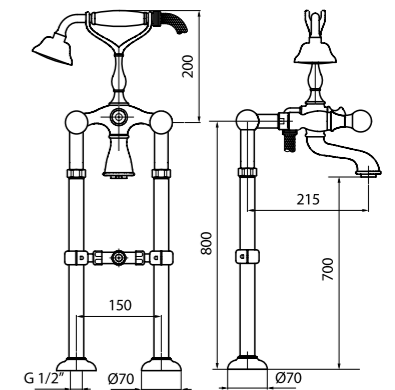
Gruppo per vasca esterno con bocca integrale, colonne a pavimento, flessibile e doccia.

Bath mixer with floor connections and shower set.

Mélangeur bain/douche avec raccords sur pieds et garniture de douche.

Badebatterie mit Standverschraubungen und Brausegarnitur.

Grupo externo para bañera, con columnas de toma de agua al pavimento, tubo flexible y ducha.




.015 Cromo / Chrome / Chromé / Verchromt / Cromado

.010 Oro / Gold / Doré / Gold / Oro

.017 Cromo-Oro / Chrome-Gold / Chromé-Or
Chrom-Gold / Cromo-Oro

.065 Bronzato / Bronze / Bronze / Bronze / Bronze



KA721208

BOX PCS. 1

Kg. 4,3

Kg. 3,8



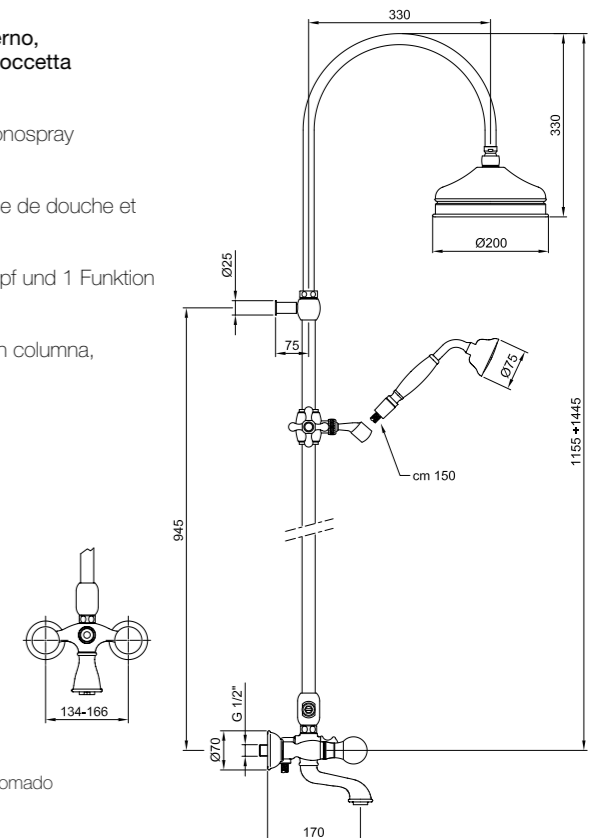
Miscelatore monocomando per vasca esterno, versione completa di colonna, soffione e doccia monogetto.

Bath mixer with column, shower head and monospray handshower.

Mitigeur debain/douche avec colonne, pomme de douche et douchette monojet.

Badebatterie mit Brausegleitstange, Brausekopf und 1 Funktion Handbrause.

Monomando externo para bañera, versión con columna, rociador y ducha.


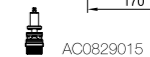


.015 Cromo / Chrome / Chromé / Verchromt / Cromado

.010 Oro / Gold / Doré / Gold / Oro

.017 Cromo-Oro / Chrome-Gold / Chromé-Or
Chrom-Gold / Cromo-Oro

.065 Bronzato / Bronze / Bronze / Bronze / Bronze



KA760101
BOX PCS. 12

Kg. 1,9

**Gruppo per doccia esterno completo con flessibile in ottone da 150 cm; doccetta e gancio di supporto.**

Shower mixer with shower set complete of brass hose 150 cm, handshower and holder.

Mélangeur de douche complet de flexible en laiton 150 cm, douchette et support mural.

Brausebatterie mit Brausegarnitur bestehend aus Metall-Brauseschlauch 150 cm, Handbrause und Wandhalterung.

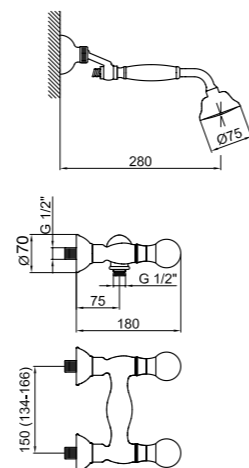
Grupo externo para ducha, con tubo flexible de latón, longitud 150 cm; ducha y soporte.

.015 Cromo / Chrome / Chromé / Verchromt / Cromado

.010 Oro / Gold / Doré / Gold / Oro

.017 Cromo-Oro / Chrome-Gold / Chromé-Or
Chrom-Gold / Cromo-Oro

.065 Bronzato / Bronze / Bronze / Bronze / Bronze



AC0331000

153

KA760405
BOX PCS. 1

Kg. 4,3

Kg. 1,9

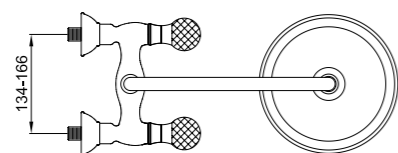
**Gruppo doccia esterno, versione completa di colonna, soffione e doccetta monogetto.**

Shower mixer with column, shower head and monospray handshower.

Mélangeur de douche avec colonne, pomme de douche et douchette monojet.

Brausebatterie mit Gleitstange, Kopfbrause und 1 Funktion Handbrause.

Grupo externo para ducha, versión completa con columna, rociador y ducha.

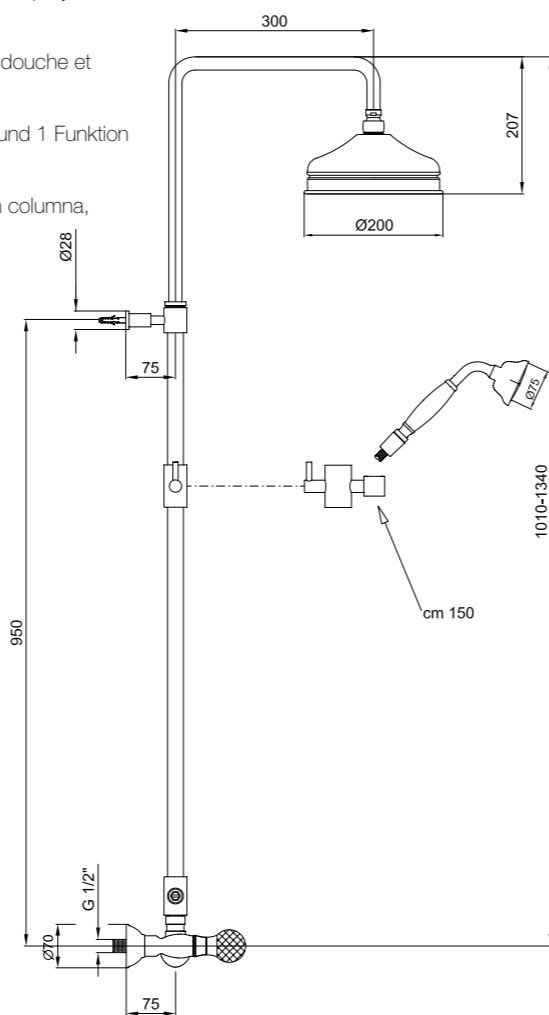


.015 Cromo / Chrome / Chromé / Verchromt / Cromado

.010 Oro / Gold / Doré / Gold / Oro

.017 Cromo-Oro / Chrome-Gold / Chromé-Or
Chrom-Gold / Cromo-Oro

.065 Bronzato / Bronze / Bronze / Bronze / Bronze



AC0331000

AL880101
BOX PCS. 12

Kg. 1,2

**Miscelatore monocomando per doccia incasso, con piastra, senza flessibile, doccetta e gancio.**

Concealed single lever shower mixer with cover plate, without shower set.

Mitigeur de douche à encastrer avec rosace, sans garniture de douche.

Einhebelmischer Unterputz-Brausebatterie, mit Rosette ohne Brausegarnitur.

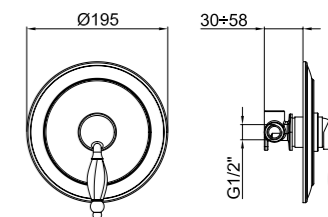
Monomando empotrable para ducha, con placa, sin tubo flexible, ducha ni gancho.

.015 Cromo / Chrome / Chromé / Verchromt / Cromado

.010 Oro / Gold / Doré / Gold / Oro

.017 Cromo-Oro / Chrome-Gold / Chromé-Or
Chrom-Gold / Cromo-Oro

.065 Bronzato / Bronze / Bronze / Bronze / Bronze



AC0691015



AC0833015

Ø 35 mm
AC0338000**AL860101**
BOX PCS. 12

Kg. 1,9

**Miscelatore monocomando per vasca incasso; con deviatore automatico; senza flessibile, doccetta e gancio di supporto.**

Concealed single lever bath mixer with automatic diverter, without shower set.

Mitigeur bain-douche à encastrer avec inverseur automatique, sans garniture de douche.

Einhebelmischer Unterputz-Badebatterie mit Umstellung, ohne Brausegarnitur.

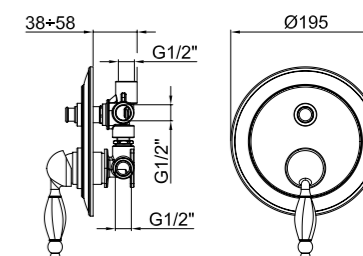
Monomando empotrable para bañera, con desviador automático; sin tubo flexible, rociador ni soporte.

.015 Cromo / Chrome / Chromé / Verchromt / Cromado

.010 Oro / Gold / Doré / Gold / Oro

.017 Cromo-Oro / Chrome-Gold / Chromé-Or
Chrom-Gold / Cromo-Oro

.065 Bronzato / Bronze / Bronze / Bronze / Bronze



AC0691015



AC0834015

Ø 35 mm
AC0338000**AC0014**
BOX PCS. 6

Kg. 1,3

**Soffione in ottone con braccio.**

Brass Shower head with arm.

Pomme de douche métallique avec bras de douche.

Metall Brausekopf mit Brausearm.

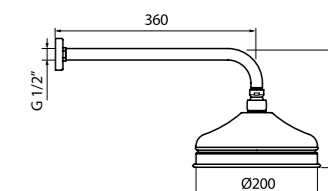
Brazo ducha de latón con rociador anticálcero.

.015 Cromo / Chrome / Chromé / Verchromt / Cromado

.010 Oro / Gold / Doré / Gold / Oro

.017 Cromo-Oro / Chrome-Gold / Chromé-Or
Chrom-Gold / Cromo-Oro

.065 Bronzato / Bronze / Bronze / Bronze / Bronze



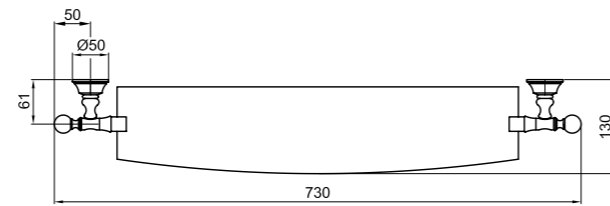
KA500701

BOX PCS. 4

Kg. 1,9

**Mensola in vetro.**

Glass shelf.
Etagère en verre.
Ablage aus Glas.
Repisa de vidrio.



- .015 Cromo / Chrome / Chromé / Verchromt / Cromado
- .010 Oro / Gold / Doré / Gold / Oro
- .017 Cromo-Oro / Chrome-Gold / Chromé-Or Chrom-Gold / Cromo-Oro
- .065 Bronzato / Bronze / Bronze / Bronze / Bronze

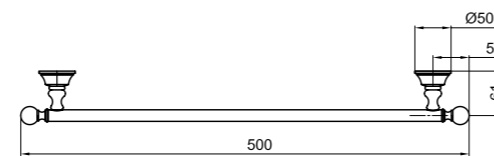
KA500601

box pcs. 4

Kg. 0,8

**Porta asciugamano in ottone.**

Brass towel holder.
Porte serviette en laiton.
Handtuchhalter aus Messing.
Toallero de latón.



- .015 Cromo / Chrome / Chromé / Verchromt / Cromado
- .010 Oro / Gold / Doré / Gold / Oro
- .017 Cromo-Oro / Chrome-Gold / Chromé-Or Chrom-Gold / Cromo-Oro
- .065 Bronzato / Bronze / Bronze / Bronze / Bronze

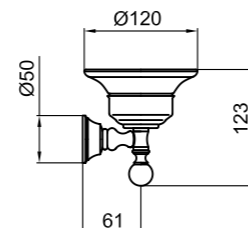
KA500101

BOX PCS. 10

Kg. 0,6

**Portasapone in ottone.**

Soap holder in brass.
Porte savon en laiton.
Seifenschale mit Becher aus Messing.
Jabonera de latón.



- .015 Cromo / Chrome / Chromé / Verchromt / Cromado
- .010 Oro / Gold / Doré / Gold / Oro
- .017 Cromo-Oro / Chrome-Gold / Chromé-Or Chrom-Gold / Cromo-Oro
- .065 Bronzato / Bronze / Bronze / Bronze / Bronze

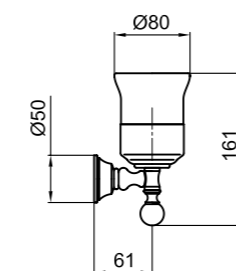
KA500301

BOX PCS. 10

Kg. 0,6

**Portabicchiere in ottone.**

Tumbler holder in brass.
Porte verre en laiton.
Becherhalter aus Messing.
Portavaso de latón.



- .015 Cromo / Chrome / Chromé / Verchromt / Cromado
- .010 Oro / Gold / Doré / Gold / Oro
- .017 Cromo-Oro / Chrome-Gold / Chromé-Or Chrom-Gold / Cromo-Oro
- .065 Bronzato / Bronze / Bronze / Bronze / Bronze

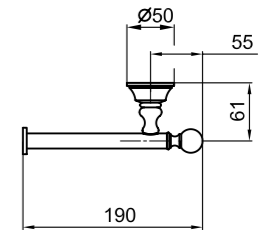
KA500801

BOX PCS. 12

Kg. 0,4

**Porta rotolo.**

Toilet roll holder.
Support en laiton pour papier rouleaux.
Toilettenpapierhalter aus Messing.
Portarrollo de latón.



- .015 Cromo / Chrome / Chromé / Verchromt / Cromado
- .010 Oro / Gold / Doré / Gold / Oro
- .017 Cromo-Oro / Chrome-Gold / Chromé-Or Chrom-Gold / Cromo-Oro
- .065 Bronzato / Bronze / Bronze / Bronze / Bronze

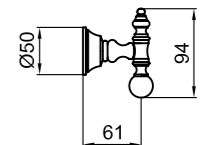
KA500401

box pcs. 12

Kg. 0,3

**Appendino in ottone.**

Hook in brass.
Crochet en laiton.
Haken aus Messing.
Gancho en latón.



- .015 Cromo / Chrome / Chromé / Verchromt / Cromado
- .010 Oro / Gold / Doré / Gold / Oro
- .017 Cromo-Oro / Chrome-Gold / Chromé-Or Chrom-Gold / Cromo-Oro
- .065 Bronzato / Bronze / Bronze / Bronze / Bronze

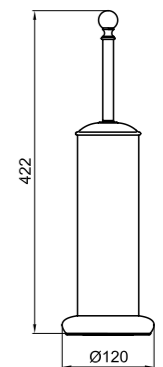
KA501302

BOX PCS. 4

Kg. 1,0

**Porta scopino rotondo in ottone.**

Brass round-shaped toilet brush holder.
Porte balai WC, rond en laiton.
WC-bürstenständer aus Messing.
Escobillero redondo de latón.



- .015 Cromo / Chrome / Chromé / Verchromt / Cromado
- .010 Oro / Gold / Doré / Gold / Oro
- .017 Cromo-Oro / Chrome-Gold / Chromé-Or Chrom-Gold / Cromo-Oro
- .065 Bronzato / Bronze / Bronze / Bronze / Bronze

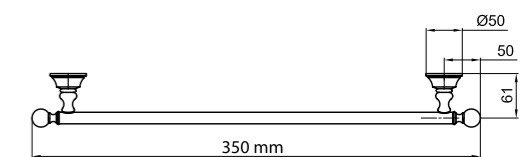
KA501402

box pcs. 1

Kg. 0,7

**Porta asciugamano in ottone.**

Brass towel holder.
Porte serviette en laiton.
Handtuchhalter aus Messing.
Toallero de latón.



- .015 Cromo / Chrome / Chromé / Verchromt / Cromado
- .010 Oro / Gold / Doré / Gold / Oro
- .065 Bronzato / Bronze / Bronze / Bronze / Bronze

ottocento

finiture / finishes / finitions / ausföhrungen / acabados

.015
Cromo
Chrome
Chromé
Verchromt
Cromado

.010
Oro
Gold
Doré
Gold
Oro

.065
Bronzo
Bronze
Bronze
Bronze
Bronce



OT700101
BOX PCS. 12

Kg. 2,3



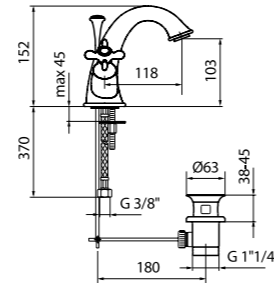
Monoforo monoblocco per lavabo con scarico 1"1/4 con flex inox cm 37 att. 3/8" F.

Monobloc washbasin mixer with 1"1/4 pop-up waste and 3/8" F flex. hoses cm 37.

Mélangeur de lavabo monotrou avec vidage automatique 1"1/4 et flexibles d'alimentation cm 37 3/8" F.

Waschtisch-Einlochbatterie mit Ablaufgarnitur 1" 1/4 und flex. Anschlusschläuchen cm. 37 3/8" F.


Monoblock para lavabo, desagüe 1"1/4, tubo flexible inoxidable de 37 cm y conexión 3/8" F.



.015 Cromo / Chrome / Chromé / Verchromt / Cromado

.010 Oro / Gold / Doré / Gold / Oro

.065 Bronzato / Bronze / Bronze / Bronze / Bronze



OT700102

OT750101
BOX PCS. 4

Kg. 3,5



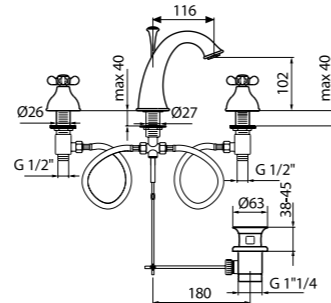
Batteria per lavabo a tre fori completa con scarico 1"1/4.

3-holes washbasin mixer with 1"1/4 pop-up waste.

Mélangeur de lavabo 3-trous bec fixe avec vidage automatique 1"1/4.

3-Loch-Waschtischbatterie mit Ablaufgarnitur 1" 1/4.

Bateria para lavabo, 3 orificios, desagüe 1"1/4.



.015 Cromo / Chrome / Chromé / Verchromt / Cromado

.010 Oro / Gold / Doré / Gold / Oro

.065 Bronzato / Bronze / Bronze / Bronze / Bronze



OT750202
BOX PCS. 4

Kg. 3,4



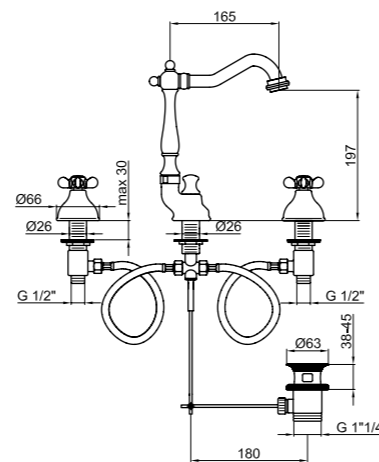
Batteria per lavabo a tre fori con bocca girevole, con scarico 1"1/4.

3-holes washbasin mixer swivel spout, with 1"1/4 pop-up waste.

Mélangeur de lavabo 3-trous bec mobile, avec vidage automatique 1"1/4.

3-Loch-Waschtischbatterie mit schwenkbarem Auslauf und Ablaufgarnitur 1" 1/4.

Bateria para lavabo de 3 orificios, con boca giratoria, desagüe 1"1/4.



.015 Cromo / Chrome / Chromé / Verchromt / Cromado

.010 Oro / Gold / Doré / Gold / Oro

.065 Bronzato / Bronze / Bronze / Bronze / Bronze



OT750404
BOX PCS. 12

Kg. 1,8



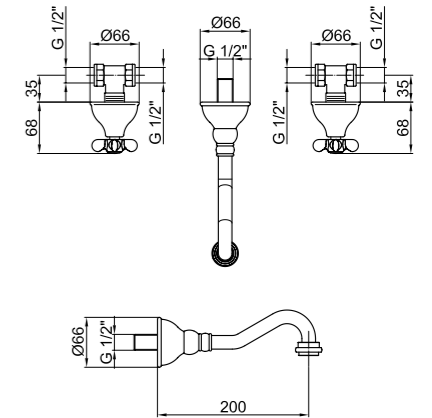
Batteria per lavabo a 3 fori incasso muro.

Concealed 3-holes washbasin mixer.

Mélangeur de lavabo 3 trous à encastrer.

Unterputz - 3-Loch-Waschtischbatterie.


Bateria empotrable de pared para lavabo, 3 orificios.



.015 Cromo / Chrome / Chromé / Verchromt / Cromado

.010 Oro / Gold / Doré / Gold / Oro

.065 Bronzato / Bronze / Bronze / Bronze / Bronze



OT710101
BOX PCS. 12

Kg. 2,1



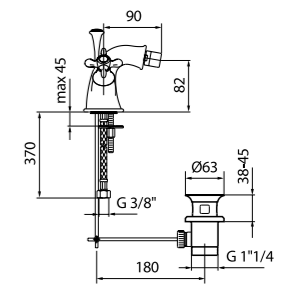
Monoforo monoblocco per bidet con scarico 1"1/4 con flex inox cm 37 att. 3/8" F.

Monobloc bidet mixer with 1"1/4 pop-up waste and 3/8" F flex. hoses cm 37.

Mélangeur de bidet monotrou avec vidage automatique 1"1/4 et flexibles d'alimentation cm 37 3/8" F.

Bidet-Einlochbatterie mit Ablaufgarnitur 1" 1/4 und flex Anschlusschläuchen cm. 37 3/8" F.


Monoblock para bidé, desagüe 1"1/4, tubo flexible inoxidable de 37 cm y conexión 3/8" F.



.015 Cromo / Chrome / Chromé / Verchromt / Cromado

.010 Oro / Gold / Doré / Gold / Oro

.065 Bronzato / Bronze / Bronze / Bronze / Bronze



OT710102

OT710202
BOX PCS. 4

Kg. 3,0



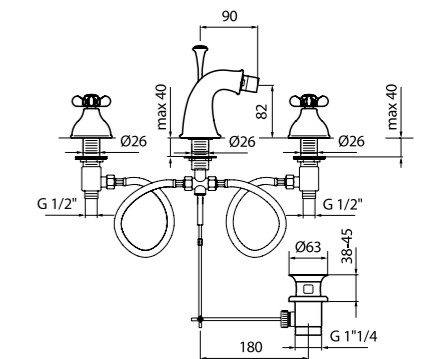
Batteria per bidet a tre fori completa con scarico 1"1/4.

3-holes bidet mixer with 1"1/4 pop-up waste.

Mélangeur de bidet 3-trous avec vidage automatique 1"1/4.

3-Loch Bidetbatterie mit Ablaufgarnitur 1" 1/4.


Bateria para bidet, 3 orificios, desagüe 1"1/4.



.015 Cromo / Chrome / Chromé / Verchromt / Cromado

.010 Oro / Gold / Doré / Gold / Oro

.065 Bronzato / Bronze / Bronze / Bronze / Bronze



OT700301

BOX PCS. 8

Kg. 2,2



Monoforo per lavabo con scarico 1"1/4 con flex inox cm 37 att. 3/8" F.

Monobloc washbasin mixer with 1"1/4 pop-up waste and 3/8" F flex. hoses cm 37.

Mélangeur de lavabo monotrou avec vidage automatique 1"1/4 et flexibles d'alimentation cm 37 3/8" F.

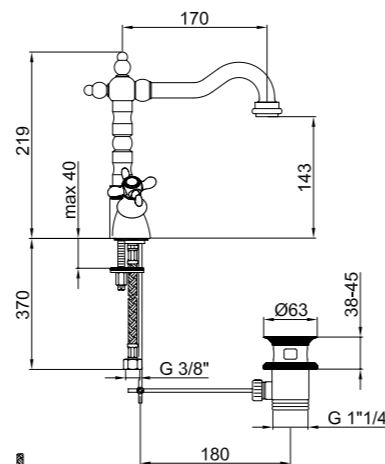
Waschtisch-Einlochbatterie mit Ablaufgarnitur 1" 1/4 und flex. Anschlußschläuchen cm. 37 3/8" F.

Monoblock para lavabo, desagüe 1"1/4, tubo flexible inoxidable de 37 cm y conexión 3/8" F.

.015 Cromo / Chrome / Chromé / Verchromt / Cromado

.010 Oro / Gold / Doré / Gold / Oro

.065 Bronzato / Bronze / Bronze / Bronze / Bronze



flex AC0446

AC0757015

AC0331000

OT700302

OT710401

BOX PCS. 8

Kg. 2,1



Monoforo per bidet con scarico 1"1/4 con flex inox cm 37 att. 3/8" F.

Monobloc bidet mixer with 1"1/4 pop-up waste and 3/8" F flex. hoses cm 37.

Mélangeur de bidet monotrou avec vidage automatique 1"1/4 et flexibles d'alimentation cm 37 3/8" F.

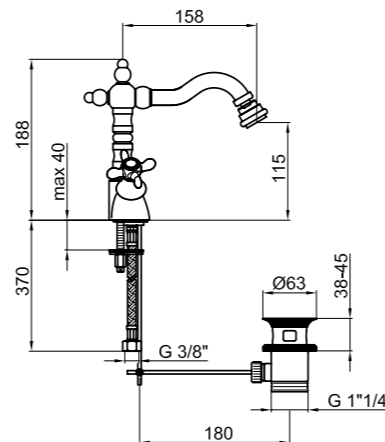
Bidet-Einlochbatterie mit Ablaufgarnitur 1" 1/4 Anschlussschläuchen cm. 37 3/8" F.

Monoblock para bidé, desagüe 1"1/4, tubo flexible inoxidable de 37 cm y conexión 3/8" F.

.015 Cromo / Chrome / Chromé / Verchromt / Cromado

.010 Oro / Gold / Doré / Gold / Oro

.065 Bronzato / Bronze / Bronze / Bronze / Bronze



flex AC0446

AC0758015

AC0331000

OT710402

OT720201

BOX PCS. 6

Kg. 3,5



Gruppo per vasca esterno completo con flessibile in ottone da 150 cm, doccetta monogetto.

Bath mixer with shower set complete of brass hose 150 cm. and monospray handshower.

Mélangeur bain-douche complet de flexible en laiton 150 cm et douchette monojet.

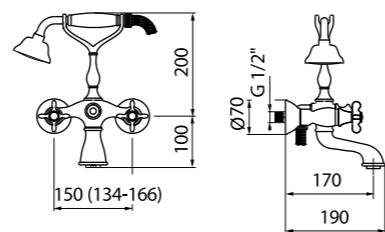
Badebatterie mit Brausegarnitur bestehend aus Metall-Brauseschlauch 150 cm. und Mono-Wasserstrahl Handbrause.

Grupo externo para bañera, con tubo flexible de latón, longitud 150 cm y ducha.

.015 Cromo / Chrome / Chromé / Verchromt / Cromado

.010 Oro / Gold / Doré / Gold / Oro

.065 Bronzato / Bronze / Bronze / Bronze / Bronze



AC0829015

AC0463015

AC0331000

OT730101

BOX PCS. 3

Kg. 5,1



Diametro foratura pannello vasca A-B-C-D = 28 mm

Massimo spessore pannello vasca 35 mm

Diameter of the bath deck drilling A-B-C-D = 28 mm
Largest thickness of the bath deck 35 mm

Diamètre perçage du bord de la baignoire A-B-C-D = 28 mm
Maximum épaisseur du bord de la baignoire 35 mm

Bohrungsdurchmesser der Wannenrandarmatur A-B-C-D = 28 mm
Grösste Dicke der Wannenrandarmatur 35 mm

Diámetro agujero borde de bañera A-B-C-D = 28 mm
Máximo espesor borde de bañera 35 mm

AC0757015

Gruppo per bordo vasca 4 fori completo con flessibile in ottone da 150 cm e doccetta monogetto.

4-holes deck mounted bath mixer complete of brass hose 150 cm and monospray handshower.

Mélangeur bain-douche 4-trous, flexible en laiton 150 cm et douchette monojet.

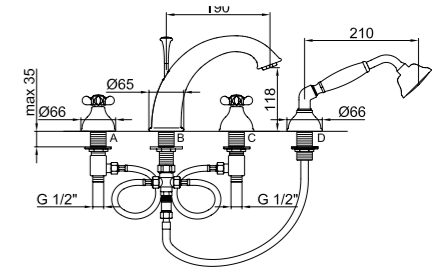
4-Loch-Wannenrandarmatur mit Metallbrauseschlauch 150 cm. und Mono-Wasserstrahl Handbrause.

Grupo para borde de bañera, 4 orificios, con tubo flexible de latón, longitud 150 cm y ducha.

.015 Cromo / Chrome / Chromé / Verchromt / Cromado

.010 Oro / Gold / Doré / Gold / Oro

.065 Bronzato / Bronze / Bronze / Bronze / Bronze



AC0463015

AC0331000

OT760101

BOX PCS. 12

Kg. 2,5



Gruppo per doccia esterno completo con flessibile in ottone da 150 cm, doccetta e gancio di supporto.

Shower mixer with shower set complete of brass hose 150 cm, handshower and holder.

Mélangeur de douche complet de flexible en laiton 150 cm, douchette et support mural.

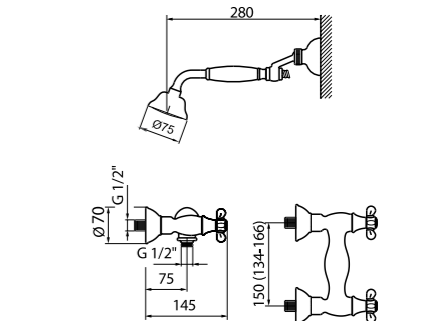
Brausebatterie mit Brausegarnitur bestehend aus Metall-Brauseschlauch 150 cm, Handbrause und Wandhalterung.

Grupo externo para ducha, con tubo flexible de latón, longitud 150 cm; rociador y soporte.

.015 Cromo / Chrome / Chromé / Verchromt / Cromado

.010 Oro / Gold / Doré / Gold / Oro

.065 Bronzato / Bronze / Bronze / Bronze / Bronze



AC0331000

153

OT720801

BOX PCS. 2

Kg. 9,8



Gruppo per vasca esterno con bocca integrale, con colonne a pavimento, flessibile e doccetta monogetto.

Bath mixer with floor connections and monospray shower set.

Mélangeur bain/douche avec raccords sur pieds et garniture de douche monojet.

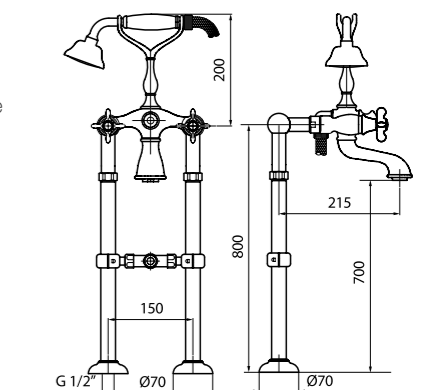
Badebatterie mit Standverschraubungen und Mono-Wasserstrahl Brausegarnitur.

Grupo externo para bañera, con columnas de toma de agua al pavimento.

.015 Cromo / Chrome / Chromé / Verchromt / Cromado

.010 Oro / Gold / Doré / Gold / Oro

.065 Bronzato / Bronze / Bronze / Bronze / Bronze



AC0829015

AC0463015

AC0331000

153

OT760405
BOX PCS. 1

Kg. 4,3
 Kg. 1,8



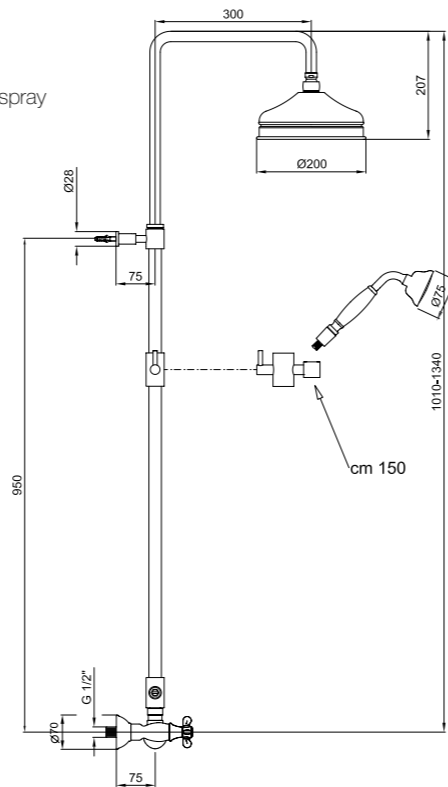
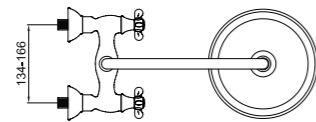
Gruppo doccia esterno, versione completa di colonna, soffione e doccetta monogetto.

Shower mixer with shower column, shower head and monospray handshower.

Mélangeur de douche avec colonne, pomme de douche et garniture de douche mono-jet.

Brausebatterie mit Gleitstange, Kopfbrause und Mono-Wasserstrahe Handbrause.

Grupo externo para ducha, versión completa con columna, rociador y ducha.



- .015 Cromo / Chrome / Chromé / Verchromt / Cromado
- .010 Oro / Gold / Doré / Gold / Oro
- .065 Bronzato / Bronze / Bronze / Bronze / Bronze



153

OT721208
BOX PCS. 1

Kg. 4,3
 Kg. 2,5



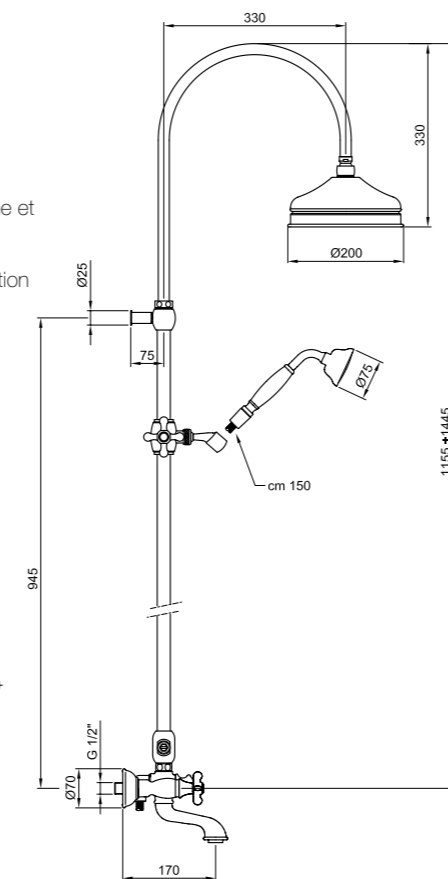
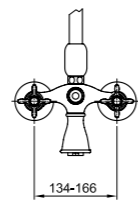
Miscelatore monocomando per vasca esterno, versione completa di colonna, soffione e doccetta monogetto.

Bath mixer with column, shower head and monospray handshower.

Mélangeur debain/douche avec colonne, pomme de douche et douchette monojet.

Badebatterie mit Brausegleitstange, Brausekopf und 1 Funktion Handbrause.

Monomando externo para bañera, versión con columna, rociador y ducha.



- .015 Cromo / Chrome / Chromé / Verchromt / Cromado
- .010 Oro / Gold / Doré / Gold / Oro
- .065 Bronzato / Bronze / Bronze / Bronze / Bronze



153

OT690101
BOX PCS. 16

Kg. 0,6



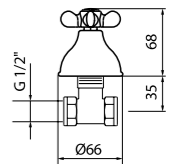
Rubinetto di arresto ad incasso; attacco da 1/2"; venduto singolo.

Stop cock 1/2" singly sold.

Robinet à encastrer 1/2" vendu single.

Unterputzventil 1/2" einzeln verkauft.

Llave de paso conexión de 1/2", vendido singularmente.



- .015 Cromo / Chrome / Chromé / Verchromt / Cromado
- .010 Oro / Gold / Doré / Gold / Oro
- .065 Bronzato / Bronze / Bronze / Bronze / Bronze



AC0396
box pcs. 12

Kg. 0,6



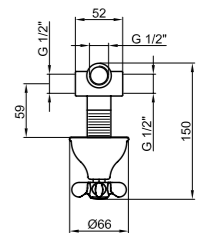
Deviatore vasca incasso 2 vie.

2 ways diverter for concealed bath mixer.

Inverseur 2 voies pour mitigeur de bain/douche encastré.

2-Weg Umsteller für Unterputz-Badebatterie.

Desviador 2 vias para monomando empotrable para bañera.



- .015 Cromo / Chrome / Chromé / Verchromt / Cromado
- .010 Oro / Gold / Doré / Gold / Oro
- .065 Bronzato / Bronze / Bronze / Bronze / Bronze

AC0014
BOX PCS. 6

Kg. 1,3



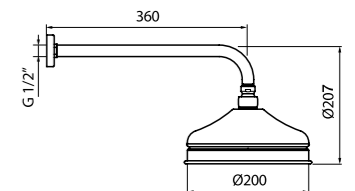
Soffione in ottone con braccio.

Brass Shower head with arm.

Pomme de douche en laiton avec bras de douche.

Metall Brausekopf mit Brausearm.

Brazo ducha de latón con rociador anticalcáreo.



- .015 Cromo / Chrome / Chromé / Verchromt / Cromado
- .010 Oro / Gold / Doré / Gold / Oro
- .065 Bronzato / Bronze / Bronze / Bronze / Bronze

AC0704
BOX PCS. 12

Kg. 0,8



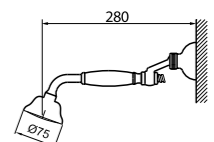
Kit supporto doccetta monogetto e flessibile.

Shower set composed of holder, monospray handshower and flex hose.

Garniture de douche composée de support mural, douchette monojet et flexible.

Brausegarnitur bestehend aus Wandhalterung, 1 Funktion Handbrause und Schlauch.

Kit de ducha con soporte, ducha y flexible.



- .015 Cromo / Chrome / Chromé / Verchromt / Cromado
- .010 Oro / Gold / Doré / Gold / Oro
- .065 Bronzato / Bronze / Bronze / Bronze / Bronze

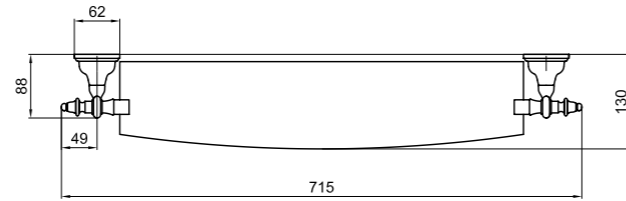
AM500701

BOX PCS. 2

Kg. 2,1

**Mensola in vetro.**

Glass shelf.
Etagère en verre.
Ablage aus Glas.
Repisa de vidrio.



- .015 Cromo / Chrome / Chromé / Verchromt / Cromado
- .010 Oro / Gold / Doré / Gold / Oro
- .065 Bronzato / Bronze / Bronze / Bronze / Bronze

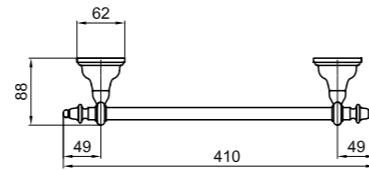
AM500501

box pcs. 2

Kg. 0,8

**Porta asciugamano in ottone.**

Brass towel holder.
Porte serviette en laiton.
Handtuchhalter aus Messing.
Toallero de latón.



- .015 Cromo / Chrome / Chromé / Verchromt / Cromado
- .010 Oro / Gold / Doré / Gold / Oro
- .065 Bronzato / Bronze / Bronze / Bronze / Bronze

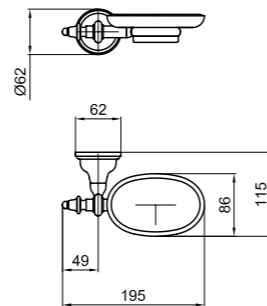
AM500101

BOX PCS. 10

Kg. 0,7

**Portasapone in ottone.**

Soap holder in brass.
Porte savon en laiton.
Seifenschale mit Becher aus Messing.
Jabonera de latón.



- .015 Cromo / Chrome / Chromé / Verchromt / Cromado
- .010 Oro / Gold / Doré / Gold / Oro
- .065 Bronzato / Bronze / Bronze / Bronze / Bronze

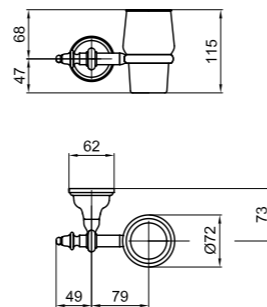
AM500301

BOX PCS. 10

Kg. 0,5

**Portabicchiere in ottone.**

Tumbler holder in brass.
Porte verre en laiton.
Becherhalter aus Messing.
Portavaso de latón.



- .015 Cromo / Chrome / Chromé / Verchromt / Cromado
- .010 Oro / Gold / Doré / Gold / Oro
- .065 Bronzato / Bronze / Bronze / Bronze / Bronze

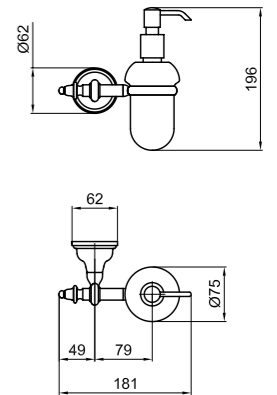
AM500201

BOX PCS. 10

Kg. 0,6

**Portasapone liquido in ottone.**

Brass soap dispenser.
Distributeur de savon en laiton.
Seifenspender aus Messing.
Dosificador de gel de latón.



- .015 Cromo / Chrome / Chromé / Verchromt / Cromado
- .010 Oro / Gold / Doré / Gold / Oro
- .065 Bronzato / Bronze / Bronze / Bronze / Bronze

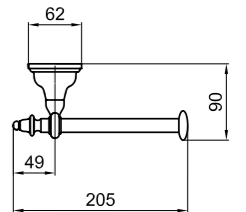
AM500801

box pcs. 10

Kg. 0,5

**Porta rotolo.**

Toilet roll holder.
Support en laiton pour papier rouleaux.
Toilettenpapierhalter aus Messing.
Portarrollo de latón.



- .015 Cromo / Chrome / Chromé / Verchromt / Cromado
- .010 Oro / Gold / Doré / Gold / Oro
- .065 Bronzato / Bronze / Bronze / Bronze / Bronze

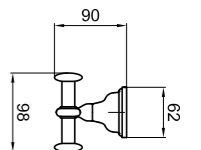
AM500401

BOX PCS. 12

Kg. 0,4

**Appendino in ottone.**

Hook in brass.
Peignoir en laiton.
Haken aus Messing.
Gancho en latón.



- .015 Cromo / Chrome / Chromé / Verchromt / Cromado
- .010 Oro / Gold / Doré / Gold / Oro
- .065 Bronzato / Bronze / Bronze / Bronze / Bronze

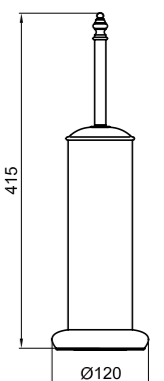
AM501302

BOX PCS. 2

Kg. 1,0

**Porta scopino ovale in ottone a pavimento.**

Free standing brass oval-shaped toilet brush holder.
Porte balai WC au sol ovale, en laiton.
Oval WC-Bürstenständer aus Messing.
Escobillero oval al suelo.



- .015 Cromo / Chrome / Chromé / Verchromt / Cromado
- .010 Oro / Gold / Doré / Gold / Oro
- .065 Bronzato / Bronze / Bronze / Bronze / Bronze

dorian

finiture / finishes / finitions / ausföhrungen / acabados

.015
Cromo
Chrome
Chromé
Verchromt
Cromado

.010
Oro
Gold
Doré
Gold
Oro

.065
Bronzo
Bronze
Bronze
Bronze
Bronce



DO700301

BOX PCS. 8

Kg. 2,3



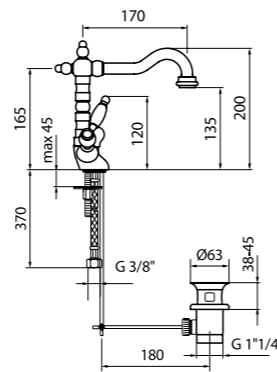
Monoforo per lavabo con scarico 1"1/4 con flex inox cm 37 att. 3/8" F.

Monobloc washbasin mixer with 1"1/4 pop-up waste and 3/8" F flex. hoses cm 37.

Mélangeur de lavabo monotrou avec vidage automatique 1"1/4 et flexibles d'alimentation cm 37 3/8" F.

Waschtisch-Einlochbatterie mit Ablaufgarnitur 1" 1/4 und flex. Anschlußschläuchen cm. 37 3/8" F.

Monoblock para lavabo, desagüe 1"1/4, tubo flexible inoxidable de 37 cm y conexión 3/8" F.



.015 Cromo / Chrome / Chromé / Verchromt / Cromado

.010 Oro / Gold / Doré / Gold / Oro

.065 Bronzato / Bronze / Bronze / Bronze / Bronze



AC0446



AC0757015



AC0331000 (DX)
AC0332000 (SX)

DO700302

DO750101

BOX PCS. 4

Kg. 3,2



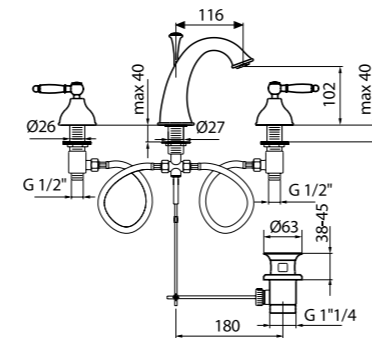
Batteria per lavabo a tre fori completa con scarico 1"1/4.

3-holes washbasin mixer with 1"1/4 pop-up waste .

Mélangeur de lavabo 3-trous bec fixe avec vidage automatique 1"1/4.

3-Loch-Waschtischbatterie mit Ablaufgarnitur 1" 1/4.

Bateria para lavabo, 3 orificios, desagüe 1"1/4.



.015 Cromo / Chrome / Chromé / Verchromt / Cromado

.010 Oro / Gold / Doré / Gold / Oro

.065 Bronzato / Bronze / Bronze / Bronze / Bronze



AC0462015



AC0331000 (DX)
AC0332000 (SX)

DO750202

BOX PCS. 4

Kg. 3,4



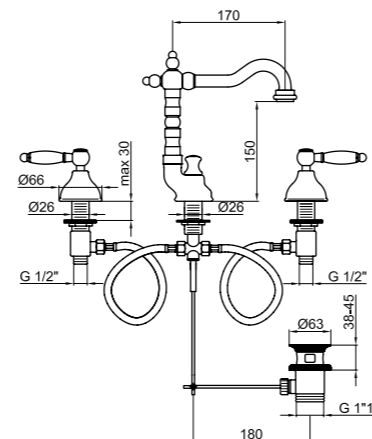
Batteria per lavabo a tre fori con bocca girevole, con scarico 1"1/4.

3-holes washbasin mixer swivel spout with 1"1/4 pop-up waste.

Mélangeur de lavabo 3-trous bec mobile avec vidage automatique 1"1/4.

3-Loch-Waschtischbatterie mit schwenkbarem Auslauf und Ablaufgarnitur 1" 1/4.

Bateria para lavabo de 3 orificios, con boca giratoria, desagüe 1"1/4.



.015 Cromo / Chrome / Chromé / Verchromt / Cromado

.010 Oro / Gold / Doré / Gold / Oro

.065 Bronzato / Bronze / Bronze / Bronze / Bronze



AC0757015



AC0331000 (DX)
AC0332000 (SX)

DO710401

BOX PCS. 8

Kg. 2,2



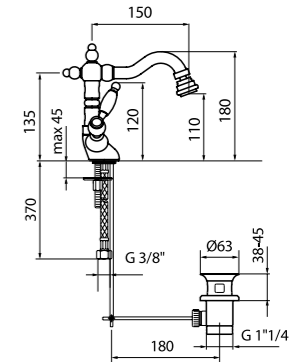
Monoforo per bidet con scarico 1"1/4 con flex inox cm 37 att. 3/8" F.

Monobloc bidet mixer with 1"1/4 pop-up waste and 3/8" F flex. hoses cm 37 .

Mélangeur de bidet monotrou avec vidage automatique 1"1/4 et flexibles d'alimentation cm 37 3/8" F.

Bidet-Einlochbatterie mit Ablaufgarnitur 1" 1/4 Anschlussschläuchen cm. 37 3/8" F.

Monoblock para bidé, desagüe 1"1/4, tubo flexible inoxidable de 37 cm y conexión 3/8" F.



.015 Cromo / Chrome / Chromé / Verchromt / Cromado

.010 Oro / Gold / Doré / Gold / Oro

.065 Bronzato / Bronze / Bronze / Bronze / Bronze



AC0446



AC0758015



AC0331000 (DX)
AC0332000 (SX)

DO710402

DO710202

BOX PCS. 4

Kg. 3,4



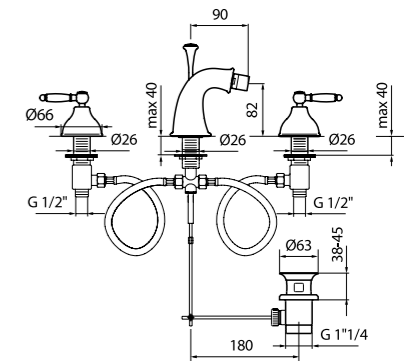
Batteria per bidet a tre fori completa con scarico 1"1/4.

3-holes bidet mixer with 1"1/4 pop-up waste .

Mélangeur de bidet 3-trous avec vidage automatique 1"1/4.

3-Loch Bidetbatterie mit Ablaufgarnitur 1" 1/4

Bateria para bidet, 3 orificios, desagüe 1"1/4.



.015 Cromo / Chrome / Chromé / Verchromt / Cromado

.010 Oro / Gold / Doré / Gold / Oro

.065 Bronzato / Bronze / Bronze / Bronze / Bronze



AC0465015



AC0331000 (DX)
AC0332000 (SX)

DO710502

BOX PCS. 4

Kg. 3,6



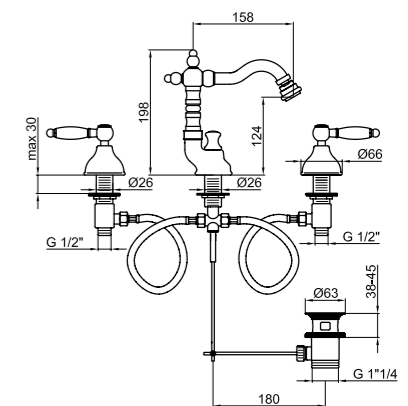
Batteria per bidet a tre fori con bocca girevole, con scarico 1"1/4.

3-holes bidet mixer swivel spout with 1"1/4 pop-up waste.

Mélangeur de bidet 3-trous bec mobile avec vidage automatique 1"1/4.

3-Loch-Bidetbatterie mit schwenkbarem Auslauf und Ablaufgarnitur 1" 1/4.

Bateria para bidet de 3 orificios, con boca giratoria, desagüe 1"1/4.




.015 Cromo / Chrome / Chromé / Verchromt / Cromado

.010 Oro / Gold / Doré / Gold / Oro

.065 Bronzato / Bronze / Bronze / Bronze / Bronze



AC0758015



AC0331000 (DX)
AC0332000 (SX)

DO750404

BOX PCS. 12

Kg. 2,0



Batteria per lavabo a 3 fori incasso muro.

Concealed 3-holes washbasin mixer.

Mélangeur de lavabo 3 trous à encastrer.

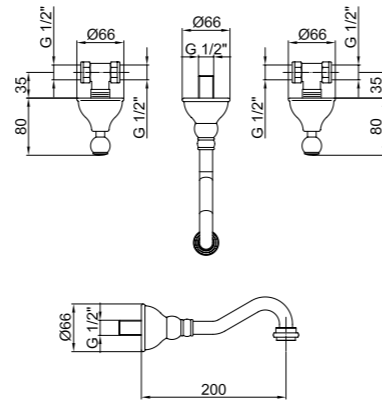
Unterputz - 3-Loch-Waschtischbatterie.

Batería empotrable de pared para lavabo, 3 orificios.

.015 Cromo / Chrome / Chromé / Verchromt / Cromado

.010 Oro / Gold / Doré / Gold / Oro

.065 Bronzato / Bronze / Bronze / Bronze / Bronze



AC0757015

AC0331000 (DX)
AC0332000 (SX)

DO720201

BOX PCS. 6

Kg. 3,6



Gruppo per vasca esterno completo con flessibile in ottone da 150 cm; doccetta monogetto.

Bath mixer with shower set complete of brass hose 150 cm. and monospray handshower.

Mélangeur bain-douche complet de flexible en laiton 150 cm et douchette mono-jet.

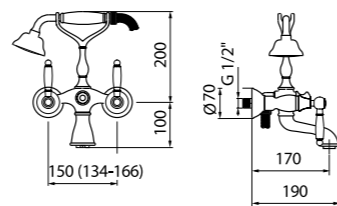
Badebatterie mit Brausegarnitur bestehend aus Metall-Brauseschlauch 150 cm. und Mono-Wasserstrahl Handbrause.

Grupo externo para bañera, con tubo flexible de latón, longitud 150 cm y ducha.

.015 Cromo / Chrome / Chromé / Verchromt / Cromado

.010 Oro / Gold / Doré / Gold / Oro

.065 Bronzato / Bronze / Bronze / Bronze / Bronze



AC0829015

AC0331000 (DX)
AC0332000 (SX)

153

DO730101

BOX PCS. 3

Kg. 5,1



Gruppo per bordo vasca 4 fori completo con flessibile in ottone da 150 cm e doccetta monogetto.

4-holes deck mounted bath mixer complete of brass hose 150 cm and monospray handshower.

Mélangeur bain-douche 4-trous, flexible en laiton 150 cm et douchette mono-jet.

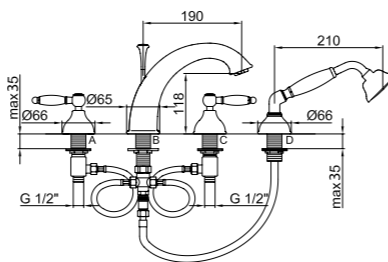
4-Loch-Wannenrandarmatur mit Metallbrauseschlauch 150 cm. und Mono-Wasserstrahl Handbrause.

Grupo para borde de bañera, 4 orificios, con tubo flexible de latón, longitud 150 cm y ducha.

.015 Cromo / Chrome / Chromé / Verchromt / Cromado

.010 Oro / Gold / Doré / Gold / Oro

.065 Bronzato / Bronze / Bronze / Bronze / Bronze



AC0463015

AC0331000 (DX)
AC0332000 (SX)

Diametro foratura pannello vasca A-B-C-D = 28 mm
Massimo spessore pannello vasca 35 mm

Diameter of the bath deck drilling A-B-C-D = 28 mm
Largest thickness of the bath deck 35 mm

Diamètre perçage du bord de la baignoire A-B-C-D = 28 mm
Maximum épaisseur du bord de la baignoire 35 mm

Bohrungsdurchmesser der Wannenrandarmatur A-B-C-D = 28 mm
Grösste Dicke der Wannenrandarmatur 35 mm

Diámetro agujero borde de bañera A-B-C-D = 28 mm
Máximo espesor borde de bañera 35 mm

DO720801

BOX PCS. 2

Kg. 9,8



Gruppo per vasca esterno con bocca integrale con colonne a pavimento, flessibile e doccetta.

Bath mixer with floor connections and shower set.

Mélangeur bain/douche avec raccords sur pieds et garniture de douche.

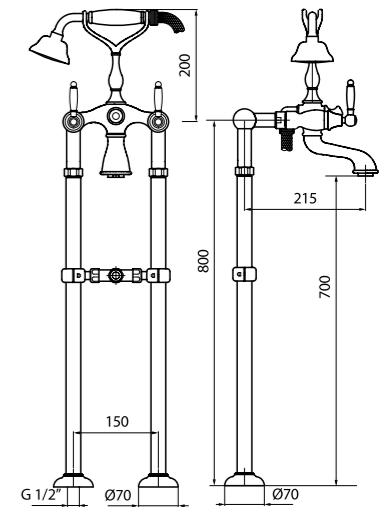
Badebatterie mit Standverschraubungen und Brausegarnitur.

Grupo externo para bañera, con columnas de agua al pavimento.

.015 Cromo / Chrome / Chromé / Verchromt / Cromado

.010 Oro / Gold / Doré / Gold / Oro

.065 Bronzato / Bronze / Bronze / Bronze / Bronze



AC0829015

AC0463015 AC0331000 (DX)
AC0332000 (SX)

DO721208

BOX PCS. 1

Kg. 4,3

Kg. 3,6



Miscelatore monocomando per vasca esterno, versione completa di colonna, soffione e doccetta monogetto.

Bath mixer with column, shower head and monospray handshower.

Mélangeur debain/douche avec colonne, pomme de douche et douchette monojet.

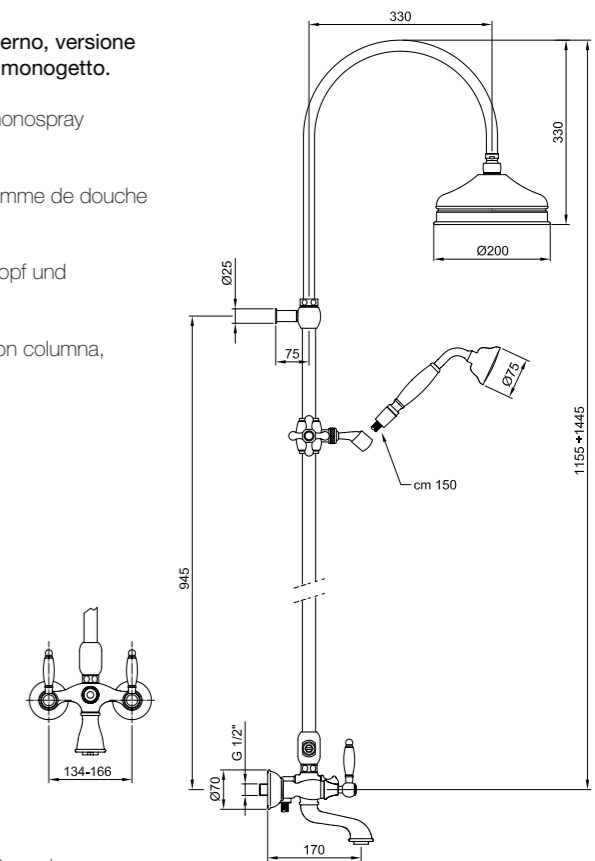
Badebatterie mit Brausegleitstange, Brausekopf und 1 Funktion Handbrause.

Monomando externo para bañera, versión con columna, rociador y ducha.

.015 Cromo / Chrome / Chromé / Verchromt / Cromado

.010 Oro / Gold / Doré / Gold / Oro

.065 Bronzato / Bronze / Bronze / Bronze / Bronze



AC0829015

AC0463015 AC0331000 (DX)
AC0332000 (SX)

DO760101
BOX PCS. 12

Kg. 2,9



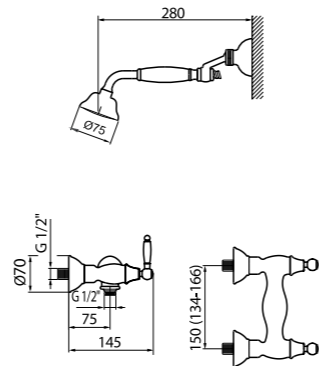
Gruppo per doccia esterno completo con flessibile in ottone da 150 cm; doccetta monogetto e gancio di supporto.

Shower mixer with shower set complete of brass hose 150 cm, monospray handshower and holder.

Mélangeur de douche complet de flexible en laiton 150 cm, douchette monojet et support mural.

Brausebatterie mit Brausegarnitur bestehend aus Metall-Brauseschlauch 150 cm, Mono-Wasserstrahl Handbrause und Wandhalterung.

Grupo externo para ducha, con tubo flexible de latón, longitud 150 cm; ducha y soporte.



.015 Cromo / Chrome / Chromé / Verchromt / Cromado

.010 Oro / Gold / Doré / Gold / Oro

.065 Bronzato / Bronze / Bronze / Bronze / Bronze



DO760405
BOX PCS. 1

Kg. 4,3

Kg. 2,9



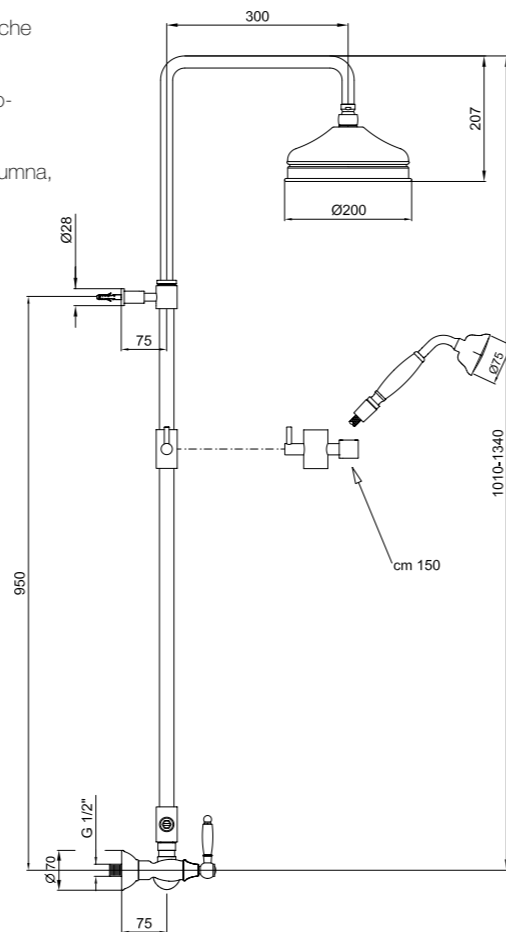
Gruppo doccia esterno, versione completa di colonna, soffione e doccetta monogetto.

Shower mixer with shower column, shower head and monospray handshower.

Mélangeur de douche avec colonne, pomme de douche et garniture de douche mono-jet.

Brausebatterie mit Gleitstange, Kopfbrause und Mono-Wasserstrahl Handbrause.

Grupo externo para ducha, versión completa con columna, rociador y ducha.



.015 Cromo / Chrome / Chromé / Verchromt / Cromado

.010 Oro / Gold / Doré / Gold / Oro

.065 Bronzato / Bronze / Bronze / Bronze / Bronze



DO880101
BOX PCS. 12

Kg. 1,2



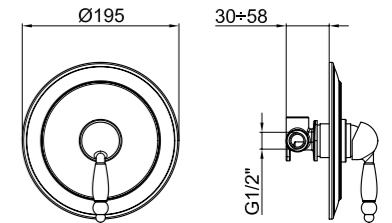
Miscelatore monocomando per doccia incasso, con piastra, senza flessibile, doccetta e gancio.

Concealed single lever shower mixer with cover plate, without shower set.

Mitigeur de douche à encastrer avec rosace, sans garniture de douche.

Einhebelmischer Unterputz-Brausebatterie, mit Rosette ohne Brausegarnitur.

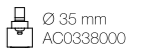
Monomando empotrable para ducha, con placa, sin tubo flexible, ducha ni gancho.



.015 Cromo / Chrome / Chromé / Verchromt / Cromado

.010 Oro / Gold / Doré / Gold / Oro

.065 Bronzato / Bronze / Bronze / Bronze / Bronze



DO860101
BOX PCS. 12

Kg. 1,9



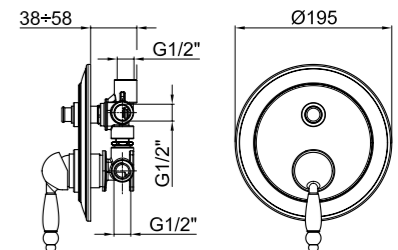
Miscelatore monocomando per vasca incasso; con deviatore automatico; senza flessibile, doccetta e gancio di supporto.

Concealed single lever bath mixer with automatic diverter, without shower set.

Mitigeur bain-douche à encastrer avec inverseur automatique, sans garniture de douche.

Einhebelmischer Unterputz-Badebatterie mit Umstellung, ohne Brausegarnitur.

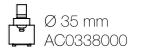
Monomando empotrable para bañera, con desviador automático; sin tubo flexible, rociador ni soporte.



.015 Cromo / Chrome / Chromé / Verchromt / Cromado

.010 Oro / Gold / Doré / Gold / Oro

.065 Bronzato / Bronze / Bronze / Bronze / Bronze



AC0384
BOX PCS. 4

Kg. 2,1



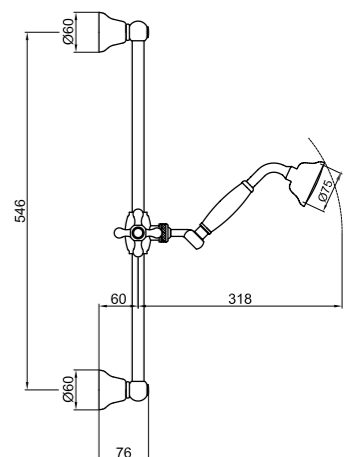
Saliscendi in ottone, con doccetta monogetto.

Brass sliding rail, with monospray shower handshower.

Barre de douche en laiton, avec douchette mono-jet.

Messing Wandstange, mit Mono-Wasserstrahl Handbrause.

Conjunto de barra reguladora, y ducha.



.015 Cromo / Chrome / Chromé / Verchromt / Cromado

.010 Oro / Gold / Doré / Gold / Oro

.065 Bronzato / Bronze / Bronze / Bronze / Bronze

DO690101

BOX PCS. 16

Kg. 0,6



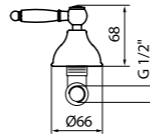
Rubinetto di arresto ad incasso, attacco da 1/2"; venduto singolo.

Stop cock 1/2" singly sold.

Robinet à encastrer 1/2" vendu single.

Unterputzventil 1/2" einzeln verkauft.

Llave de paso conexión de 1/2", vendido singularmente.



.015 Cromo / Chrome / Chromé / Verchromt / Cromado

.010 Oro / Gold / Doré / Gold / Oro

.065 Bronzato / Bronze / Bronze / Bronze / Bronze

AC0395

BOX PCS. 16

Kg. 0,5



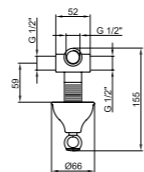
Deviatore vasca incasso 2 vie.

2 ways diverter for concealed bath mixer.

Inverseur 2 voies pour mitigeur de bain/douche encastré.

2-Weg Umsteller für Unterputz-Badebatterie.

Desviador 2 vías para monomando empotrable para bañera.



.015 Cromo / Chrome / Chromé / Verchromt / Cromado

.010 Oro / Gold / Doré / Gold / Oro

.065 Bronzato / Bronze / Bronze / Bronze / Bronze

AC0014

BOX PCS. 6

Kg. 1,5



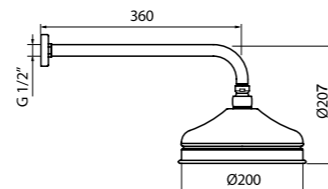
Soffione in ottone con braccio.

Brass Shower head with arm.

Pomme de douche en laiton avec bras de douche.

Metall Brausekopf mit Brausearm.

Brazo ducha de latón con rociador anticalcáreo.



.015 Cromo / Chrome / Chromé / Verchromt / Cromado

.010 Oro / Gold / Doré / Gold / Oro

.065 Bronzato / Bronze / Bronze / Bronze / Bronze

AC0704

BOX PCS. 12

Kg. 0,8



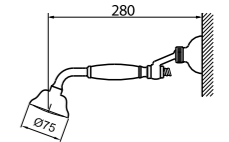
Kit supporto doccetta monogetto e flessibile.

Shower set composed of holder, monospray handshower and flex hose.

Garniture de douche composée de support mural, douchette monojet et flexible.

Brausegarnitur bestehend aus Wandhalterung, 1 Funktion Handbrause und Schlauch.

Kit de ducha con soporte, ducha y flexible.



.015 Cromo / Chrome / Chromé / Verchromt / Cromado

.010 Oro / Gold / Doré / Gold / Oro

.065 Bronzato / Bronze / Bronze / Bronze / Bronze

DO780101

BOX PCS. 8

Kg. 21



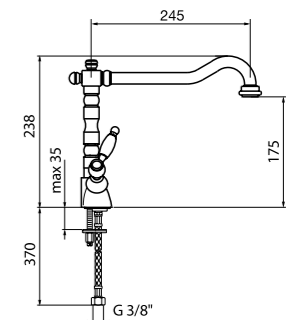
Monoforo due maniglie per lavello, con canna orientabile stile antico a 360° e flessibili cm 37 3/8" F.

Sink mixer with old fashion swivel spout, 3/8" F flex. hoses cm 37.

Mélangeur d'évier rétro avec bec mobile et flexibles d'alimentation cm 37 3/8" F.

Stand-Spültisch-Einlochbatterie mit schwenkbarem waagerechtem Auslauf und flex. Anschlussschläuchen cm 37 3/8" F.

Monoblock de dos manillas para fregadero, con caño orientable 360°, estilo antiguo, tubos flexibles de 37 cm, 3/8" F.



.015 Cromo / Chrome / Chromé / Verchromt / Cromado

.010 Oro / Gold / Doré / Gold / Oro

.065 Bronzato / Bronze / Bronze / Bronze / Bronze

flex
AC0446

AC0757015

AC0331000 (DX)
 AC0332000 (SX)

DO780102

VA920301

BOX PCS. 8

Kg. 2,2



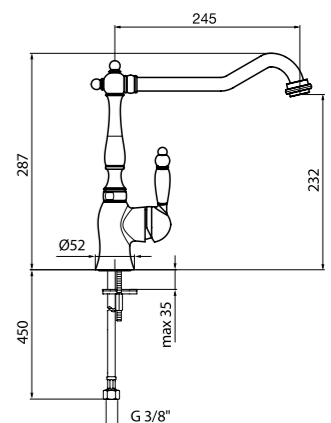
Miscelatore monocomando per lavello VALENTINO, canna orientabile a 360° e flessibili cm 50 3/8" F.

VALENTINO single lever sink mixer, swivel spout, with 3/8" F flex hoses cm 50.

Mitigeur d'évier VALENTINO avec bec mobile et flexibles d'alimentation cm 50 3/8" F.

EHM Stand-Spültischbatterie VALENTINO, mit schwenkbarem Auslauf und flex. Anschlussschläuchen cm. 50 3/8" F.

Monomando para fregadero VALENTINO, caño orientable 360° y tubos flexibles de 50 cm, 3/8" F.



.015 Cromo / Chrome / Chromé / Verchromt / Cromado

.010 Oro / Gold / Doré / Gold / Oro

.065 Bronzato / Bronze / Bronze / Bronze / Bronze

flex
AC0447

AC0757015

Ø 35 mm
AC0338000

VA920302

sax

finiture / finishes / finitions / ausführungen / acabados

.015
Cromo
Chrome
Chromé
Verchromt
Cromado



SX830101

BOX PCS. 12

Kg. 1,9



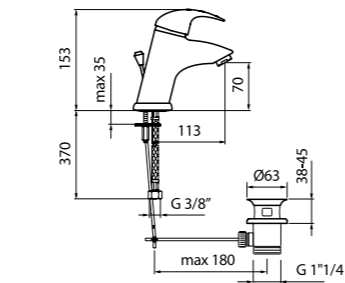
Miscelatore monocomando per lavabo con scarico 1"1/4 con flex inox cm 37 att. 3/8" F.

Single lever washbasin mixer with 1"1/4 pop-up waste and 3/8" F flex. hoses cm 37.

Mitigeur de lavabo avec vidage automatique 1"1/4 et flexibles d'alimentation cm 37 3/8" F.

Einhebelmischer Waschtischbatterie mit Ablaufgarnitur 1" 1/4 und flex. Anschlussschläuchen cm 37 3/8" F.

Monomando para lavabo con desagüe 1" 1/4, tubo flexible inoxidable de 37 cm, empalme 3/8" F.



flex
AC0446

AC0462015

Ø 40 mm
AC0370000

SX830102

.015 Cromo / Chrome / Chromé / Verchromt / Cromado

SX840101

BOX PCS. 12

Kg. 1,8



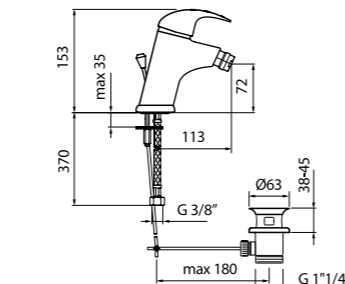
Miscelatore monocomando per bidet con scarico 1"1/4 con flex inox cm 37 att. 3/8" F.

Single lever bidet mixer with 1"1/4 pop-up waste and 3/8" F flex. hoses cm 37.

Mitigeur de bidet avec vidage automatique 1"1/4 et flexibles d'alimentation cm 37 3/8" F.

Einhebelmischer Bidetbatterie mit Ablaufgarnitur 1" 1/4 und flex. Anschlussschläuchen cm. 37 3/8" F.

Monomando para bidé con desagüe 1" 1/4, tubo flexible inoxidable de 37 cm, empalme 3/8" F.



flex
AC0446

AC0465015

Ø 40 mm
AC0370000

SX840102

.015 Cromo / Chrome / Chromé / Verchromt / Cromado

SX830501

BOX PCS. 12

Kg. 2,4



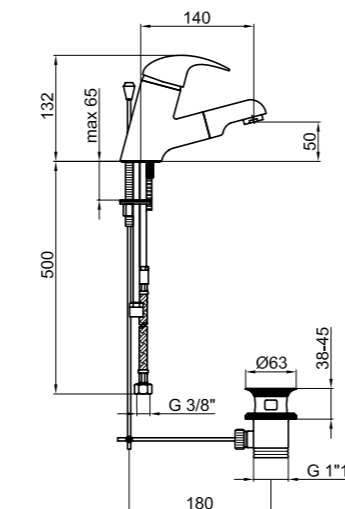
Miscelatore monocomando per lavabo con doccino estraibile con scarico 1"1/4 flex inox cm 50 att. 3/8" F.

Single lever washbasin mixer with pull-out spray, 1"1/4 pop-up waste and 3/8" F flex. hoses cm 50.

Mitigeur de lavabo avec douchette, vidage automatique 1"1/4 et flexibles d'alimentation cm 50 3/8" F.

Einhebelmischer Waschtischbatterie mit herausziehbarer Handbrause, Ablaufgarnitur 1" 1/4 und flex. Anschlussschläuchen cm 50 3/8" F.

Monomando para lavabo, con ducha extraíble, desagüe 1"1/4, tubo flexible inoxidable de 50 cm y conexión 3/8" F.



flex
AC0446

AC0462015

Ø 40 mm
AC0370000

SX830502

.015 Cromo / Chrome / Chromé / Verchromt / Cromado

SX831001

BOX PCS. 12

Kg. 2,1



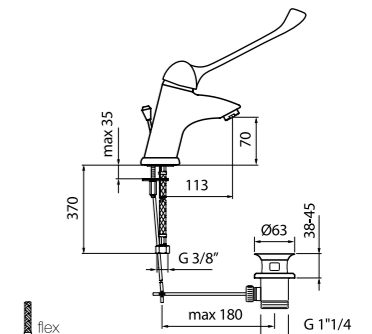
Miscelatore monocomando per lavabo con leva clinica, scarico 1"1/4 con flex inox cm 37 att. 3/8" F.

Single lever washbasin mixer sanitary handle with 1"1/4 pop-up waste and 3/8" F flex. hoses cm 37.

Mitigeur de lavabo avec poignée clinique, vidage automatique 1"1/4 et flexibles d'alimentation cm 37 3/8" F.

Einhebelmischer Waschtischbatterie mit Klinik-Hebel Ablaufgarnitur 1" 1/4 und flex. Anschlussschläuchen cm 37 3/8" F.

Monomando para lavabo, con manila tipo "clinica" desagüe 1" 1/4, tubo flexible inoxidable de 37 cm, empalme 3/8" F.



flex
AC0446

AC0462015

Ø 40 mm
AC0370000

SX831002

.015 Cromo / Chrome / Chromé / Verchromt / Cromado

SX831301

BOX PCS. 12

Kg. 2,3



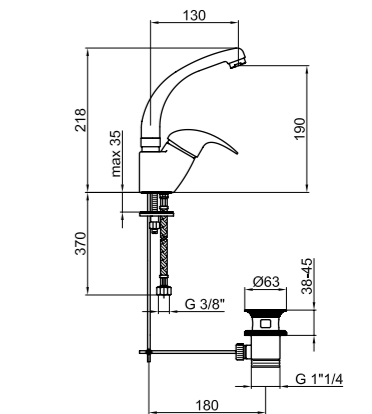
Miscelatore monocomando per lavabo con scarico 1"1/4 con flex inox cm 37 att. 3/8" F.

Single lever washbasin mixer with 1"1/4 pop-up waste and 3/8" F flex. hoses cm 37.

Mitigeur de lavabo avec vidage automatique 1"1/4 et flexibles d'alimentation cm 37 3/8" F.

Einhebelmischer Waschtischbatterie mit Ablaufgarnitur 1" 1/4 und flex. Anschlussschläuchen cm 37 3/8" F.

Monomando para lavabo con desagüe 1" 1/4, tubo flexible inoxidable de 37 cm, empalme 3/8" F.



flex
AC0446

AC0462015

Ø 40 mm
AC0370000

SX831302

.015 Cromo / Chrome / Chromé / Verchromt / Cromado

SX850101

BOX PCS. 12

Kg. 2,2



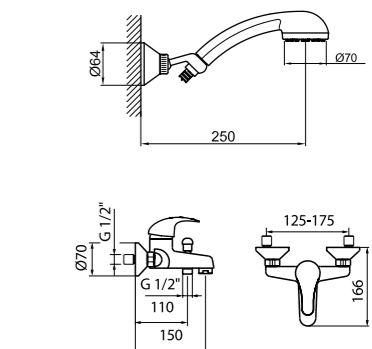
Miscelatore monocomando per vasca esterno completo con flessibile in ottone da 150 cm, doccetta e supporto.

Single lever bath mixer with shower set complete of brass hose 150 cm, handshower and holder.

Mitigeur bain-douche complet de flexible en laiton 150 cm, douchette et support mural.

Einhebelmischer Badebatterie mit Brausegarnitur bestehend aus Metall-Brauseschlauch 150 cm, Handbrause und Wandhalterung.

Monomando externo para bañera completo, con tubo flexible de latón de 150 cm, ducha a prueba y soporte.



AC0830015

AC0463015


Ø 40 mm
AC0385000

153

.015 Cromo / Chrome / Chromé / Verchromt / Cromado

SX850102

BOX PCS. 12

 Kg. 2,1



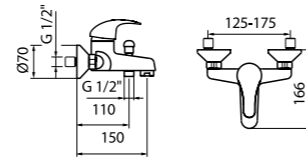
Miscelatore monocomando per vasca esterno; senza flessibile, doccetta e gancio di supporto.

Single lever bath mixer without shower set.

Mitigeur bain-douche sans garniture de douche.

Einhebelmischer Badebatterie ohne Brausegarnitur.

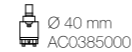
Monomando externo para bañera, sin tubo flexible, ducha ni gancho de soporte.



AC0830015



AC0463015



Ø 40 mm
AC0385000

153

.015 Cromo / Chrome / Chromé / Verchromt / Cromado

SX860101

BOX PCS. 12

 Kg. 1,8



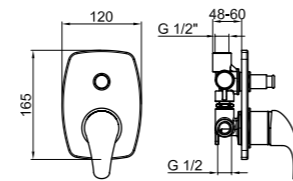
Miscelatore monocomando per vasca incasso; con deviatore automatico; senza flessibile, doccetta e gancio di supporto.

Concealed single lever bath mixer with automatic diverter, without shower set.

Mitigeur bain-douche à encastrer avec inverseur automatique, sans garniture de douche.

Einhebelmischer Unterputz-Badebatterie mit Umstellung, ohne Brausegarnitur.

Monomando empotrable para bañera, con desviador automático; sin tubo flexible, rociador ni soporte.



AC0691015




AC0382015



Ø 40 mm
AC0370000

AC0371

BOX PCS. 12

 Kg. 0,4



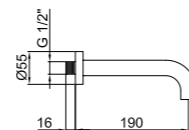
Bocca d'erogazione senza deviatore per vasca incasso; attacco da 1/2".

Spout for concealed bath mixer, 1/2" connection.

Bec pour mitigeur bain/douche encastré, attache 1/2".

Gussauslauf für Unterputz-Badebatterie, 1/2" Anschluss.

Boca de erogación sin desviador para bañera empotrable; conexión 1/2".




AC0743015

.015 Cromo / Chrome / Chromé / Verchromt / Cromado

SX870102

BOX PCS. 12

 Kg. 1,8



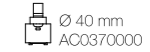
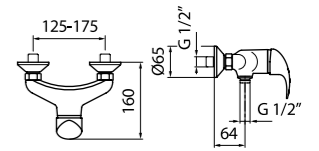
Miscelatore monocomando per doccia esterno; senza flessibile, doccetta e gancio di supporto.

Single lever shower mixer without shower set.

Mitigeur de douche sans garniture de douche.

Einhebelmischer Brausebatterie ohne Brausegarnitur.

Monomando externo para ducha, sin tubo flexible, ducha ni gancho de soporte.



Ø 40 mm
AC0370000

153

.015 Cromo / Chrome / Chromé / Verchromt / Cromado

SX880101

BOX PCS. 16

 Kg. 1,0



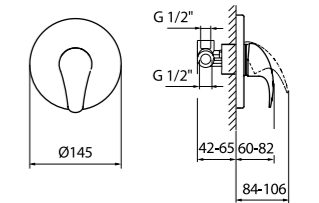
Miscelatore monocomando per doccia incasso con piastra, senza flessibile, doccetta e gancio.

Concealed single lever shower mixer with cover plate, without shower set.

Mitigeur de douche à encastrer avec rosace, sans garniture de douche.

Einhebelmischer Unterputz-Brausebatterie, mit Rosette ohne Brausegarnitur.

Monomando empotrable para ducha, con placa, sin tubo flexible, ducha ni gancho.



AC0416015




Ø 40 mm
AC0370000

.015 Cromo / Chrome / Chromé / Verchromt / Cromado

AC0389

BOX PCS. 12

 Kg. 0,6



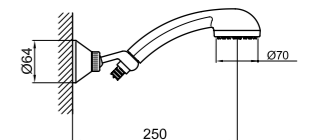
Kit supporto doccetta monogetto e flessibile.

Shower set composed of holder, monospray handshower and flex hose.

Garniture de douche composée de support mural, douchette mono-jet et flexible.

Brausegarnitur bestehend aus Wandhalterung, Mono-Wasserstrahl Handbrause und Schlauch.

Kit de ducha con soporte, ducha y flexible.



.015 Cromo / Chrome / Chromé / Verchromt / Cromado

AC0479

BOX PCS. 6

Kg. 0,8



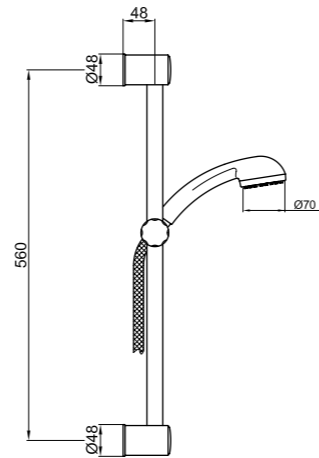
Saliscendi in ottone con doccetta monogetto.

Brass sliding rail with monospray handshower.

Barre de douche en laiton avec douchette mono-jet.

Messing Wandstange mit Mono-Wasserstrahl Handbrause.

Conjunto de barra reguladora y ducha.



.015 Cromo / Chrome / Chromé / Verchromt / Cromado

AC0344

BOX PCS. 12

Kg. 0,2



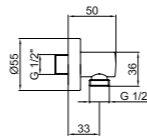
Curva da incasso per presa acqua, attacchi da 1/2" M.

Wall elbow 1/2" M connection.

Coude de sortie, attache 1/2" M.

Unterputz-Anschlusswinkel 1/2" M.

Curva de encastre para toma de agua, juntas de 1/2" M.



.015 Cromo / Chrome / Chromé / Verchromt / Cromado

.010 Oro / Gold / Doré / Gold / Oro

.065 Bronzato / Bronze / Bronze / Bronze / Bronze

SX910101

BOX PCS. 12

Kg. 1,7



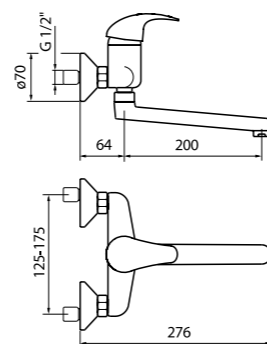
Miscelatore monocomando lavello a parete, bocca orientabile idroformata cm 20.

Wall mounted single lever sink mixer with forged swivel spout.

Mitigeur mural d'évier série avec bec **idroformé** mobile.

EHM Wand-Spültischbatterie Armaturensérie, mit schwenkbarem **Auslauf**.

Monomando fregadero de pared, caño **hidroformado** orientable de 20 cm.



.015 Cromo / Chrome / Chromé / Verchromt / Cromado

AC0462015

Ø 40 mm
AC0385000

SX920101

BOX PCS. 12

Kg. 1,4



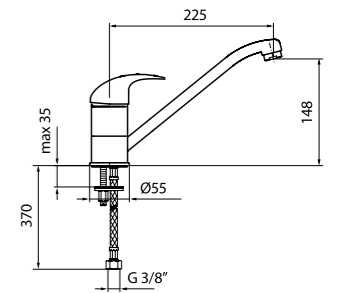
Miscelatore monocomando per lavello, canna orientabile a 360° e flessibili cm 37 3/8" F.

Single lever sink mixer, swivel spout, with 3/8" F flex. hoses cm 37.

Mitigeur d'évier avec bec mobile et flexibles d'alimentation cm 37 3/8" F.

EHM Stand-Spültischbatterie, mit schwenkbarem Auslauf und flex. Anschlussschläuchen cm 37 3/8" F.

Monomando para fregadero, caño orientable 360° y tubos flexibles de 37 cm, 3/8" F.



SX920102

.015 Cromo / Chrome / Chromé / Verchromt / Cromado

flex
AC0446

AC0462015

Ø 40 mm
AC0370000

SX940101

BOX PCS. 12

Kg. 2,4



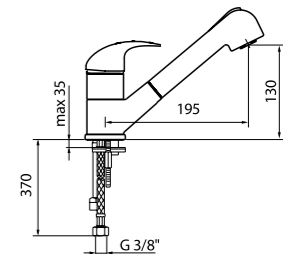
Miscelatore monocomando per lavello con doccetta estraibile SAX, bocca orientabile a 360° e flessibili cm 37 3/8" F.

SAX single lever sink mixer with pull-out spray, swivel spout with 3/8" F flex. hoses cm 37.

Mitigeur d'évier série SAX avec bec mobile, douchette extractible double jet et flexibles d'alimentation cm 37 3/8" F.

EHM Stand-Spültischbatterie, Armaturensérie SAX, mit Zugauslauf, schwenkbarem Auslauf und flex. Anschlussschläuchen cm 37 3/8" F.

Monomando para fregadero con rociador extraíble SAX, caño orientable a 360° y tubos flexibles de 37 cm, 3/8" F.



SX940102

.015 Cromo / Chrome / Chromé / Verchromt / Cromado

flex
AC0452

AC0462015

flex per doccetta
AC0386015

Ø 40 mm
AC0370000

SX920201

BOX PCS. 12

Kg. 1,8



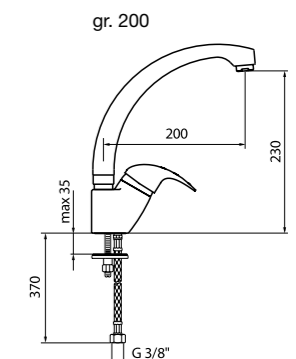
Miscelatore monocomando per lavello inclinato, bocca idroformata orientabile a 360° e flessibili cm 37 3/8" F.

Single lever sink mixer, goose neck and forged swivel spout, with 3/8" F flex. hoses cm 37.

Mitigeur d'évier série avec bec mobile **idroformé** et flexibles d'alimentation cm 37 3/8" F.

EHM Stand-Spültischbatterie, Armaturensérie, mit schwenkbarem **Auslauf** und flex. Anschlussschläuchen cm. 37 3/8" F.

Monomando para fregadero inclinado, caño **hidroformado** orientable 360° y tubos flexibles de 37 cm, 3/8" F.



SX920202

.015 Cromo / Chrome / Chromé / Verchromt / Cromado

flex
AC0446

AC0462015

Ø 40 mm
AC0370000

comfort

Ogni serie presente in questo catalogo contiene molte soluzioni per realizzare degli ambienti doccia altamente confortevoli. In questa sezione, per facilitare la ricerca della soluzione ideale, abbiamo riepilogato tutte le possibilità che si possono ottenere con i prodotti Weibert studiati appositamente per la doccia.

Each range of this catalogue offers many solutions to arrange very comfortable shower areas. In this section, in order to help to find the best solution, we summarize a variety of installation instructions that you can obtain using Weibert products specially studied for shower.

Chaque série présentée dans ce catalogue contient des nombreuses solutions pour réaliser des milieux douche très confortables. Dans cette section, afin de vous aider à trouver la solution la meilleure, nous résumons toutes les possibilités qu'on peut obtenir avec les produits Weibert étudiés spécialement pour la douche.


Jede Armaturensérie dieses Katalogs enthält viele Lösungen, um sehr bequeme Duschumgebungen zu erhalten. In dieser Sektion, damit Sie am schnellsten die beste Lösung finden können, haben wir alle Montagemoöglichkeiten zusammengefasst, die man mit absichtlich fuer die Dusche gedachten Weibert Produkten erhalten koennen.

Cada serie de grifería en este catalogo presenta varias soluciones para realizar cuartos de baño muy confortables. Para facilitar Ustedes encontrar la solución ideal, en esta sección hemos resumido todas las posibilidades que se pueden conseguir con los productos de Weibert proyectados expresamente por la ducha.



WO660302

BOX PCS. 1

 Kg. 15,2



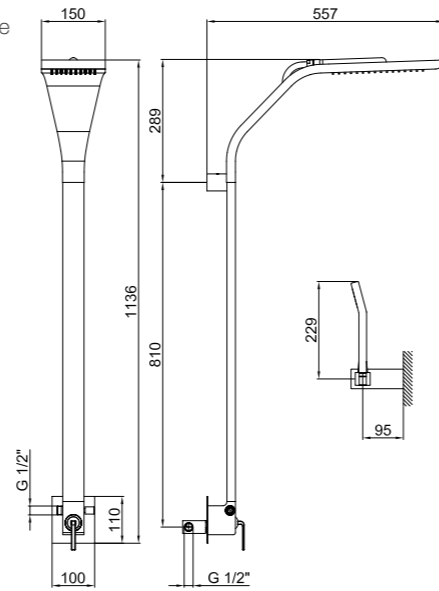
Colonna doccia esterna, con miscelatore monocomando con deviatore, flessibile, supporto, doccetta e soffione anticalcare.

External column with shower mixer, diverter, flexible hose, holder, handshower and antiscald showerhead.

Colonne de douche avec inverseur, flexible, support, douchette et pomme de douche anticalcaire.

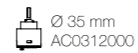
Brausebatterie mit Gleitstange, Umsteller, Brauseschlauch, Wandhalterung, Handbrause und Contra Kalk Metall Fester-Kopfbrause.

Column de ducha monomando completa de desviador, tubo flexible, soporte, ducha y rociador anticaliza.



.015 Cromo / Chrome / Chromé / Verchromt / Cromado

.564 Nero opaco-cromo / Matt black-chrom Noir mat-chromé / Schwarz matt-chrom Negro mate-cromado



WO980104

BOX PCS. 1

 Kg. 7,6

 Kg. 3,4



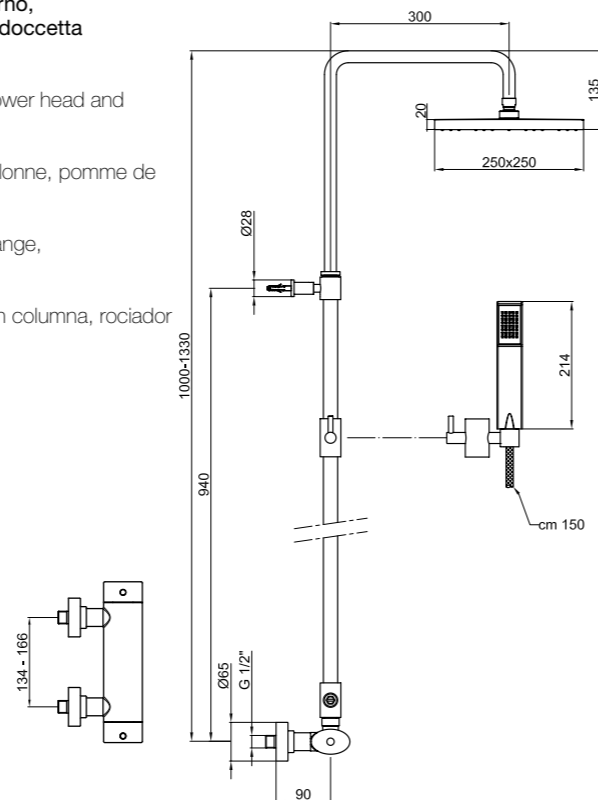
Miscelatore termostatico per doccia esterno, versione completa di colonna, soffione e doccetta monogetto.

Thermostatic shower mixer with column, shower head and monospray handshower.

Colonne de douche thermostatique avec colonne, pomme de douche et douchette monojet.

Thermostat Brausebatterie mit Brausegleitstange, Brausekopf und 1 Funktion Handbrause.

Column de ducha termostática, versión con columna, rociador y ducha.




.015 Cromo / Chrome / Chromé / Verchromt / Cromado



EL980507

BOX PCS. 1

 Kg. 6,8

 Kg. 3,2



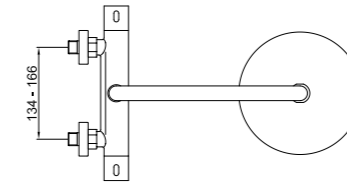
Miscelatore termostatico per doccia esterno, versione completa di colonna, soffione e doccetta monogetto.

Thermostatic shower mixer with column, shower head and monospray handshower.

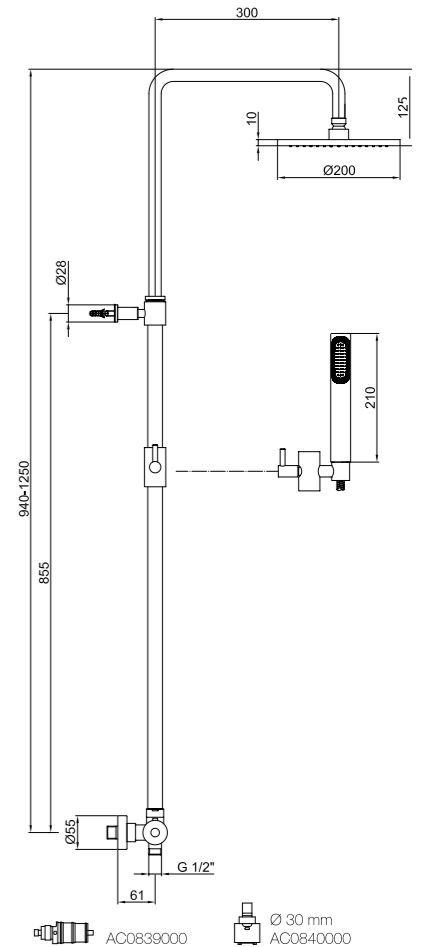
Colonne de douche thermostatique avec colonne, pomme de douche et douchette monojet.

Thermostat Brausebatterie mit Brausegleitstange, Brausekopf und 1 Funktion Handbrause.

Column de ducha termostática, versión con columna, rociador y ducha.




.015 Cromo / Chrome / Chromé / Verchromt / Cromado



EL980102

BOX PCS. 8

 Kg. 3,2



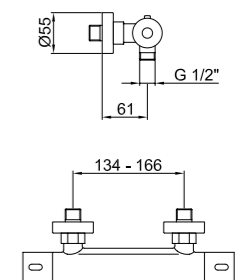
Miscelatore termostatico per doccia esterno, senza flessibile, doccetta e gancio di supporto.

Thermostatic shower mixer without shower set.

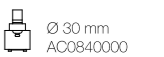
Mitigeur thermostatique douche sans garniture de douche.

Thermostat Brausebatterie ohne Brausegarnitur.

Mezclador termostatico externo para ducha, sin tubo flexible, rociador, ni soporte.




.015 Cromo / Chrome / Chromé / Verchromt / Cromado



AZ870105

BOX PCS. 1

 Kg. 6,8

 Kg. 2,4



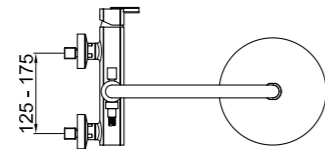
Miscelatore monocomando per doccia esterno, versione completa di colonna, soffione e doccetta monogetto.

Shower mixer with column, shower head and monospray handshower.

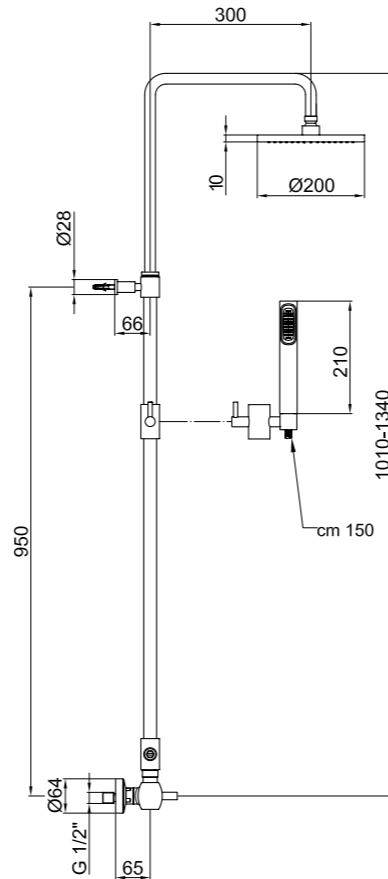
Mitigeur de douche avec colonne, pomme de douche et douchette monojet.


Einhebelmischer Brausebatterie mit Brausegleitstange, Brausekopf und 1 Funktion Handbrause.

Monomando externo para ducha, versión con columna, rociador y ducha.



.015 Cromo / Chrome / Chromé / Verchromt / Cromado




 Ø 35 mm
AC0338000

KA760405

BOX PCS. 1

 Kg. 4,3

 Kg. 1,8



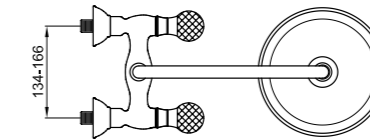
Gruppo doccia esterno, versione completa di colonna, soffione e doccetta monogetto.

Shower mixer with column, shower head and monospray handshower.

Mélangeur de douche avec colonne, pomme de douche et garniture de douche mono-jet.

Brausebatterie mit Gleitstange, Kopfbrause und Mono-Wasserstrahl Handbrause.

Grupo externo para ducha, versión completa con columna, rociador y ducha.

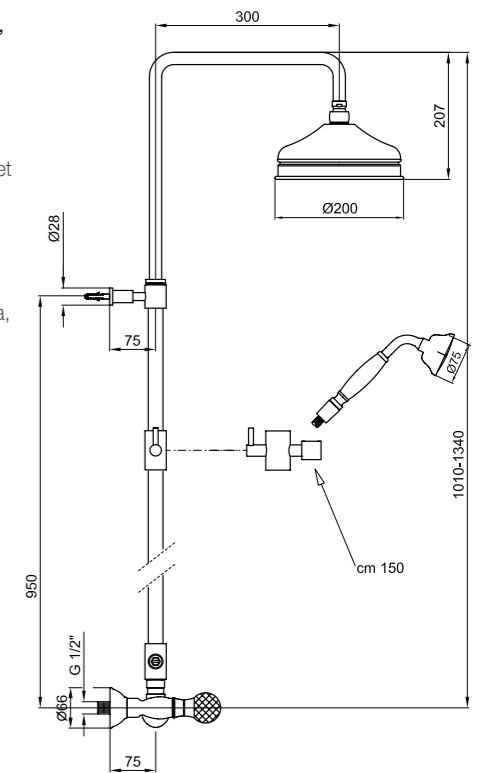


.015 Cromo / Chrome / Chromé / Verchromt / Cromado

.010 Oro / Gold / Doré / Gold / Oro

.017 Cromo-Oro / Chrome-Gold / Chromé-Or
Chrom-Gold / Cromo-Oro

.065 Bronzato / Bronze / Bronze / Bronze / Bronze




 AC0331000

AZ870110

BOX PCS. 1

 Kg. 6,8

 Kg. 2,4



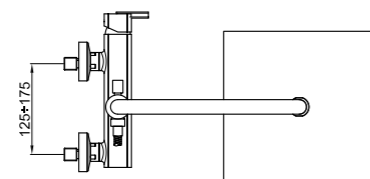
Miscelatore monocomando per doccia esterno, versione completa di colonna, soffione e doccetta monogetto.

Shower mixer with column, shower head and monospray handshower.

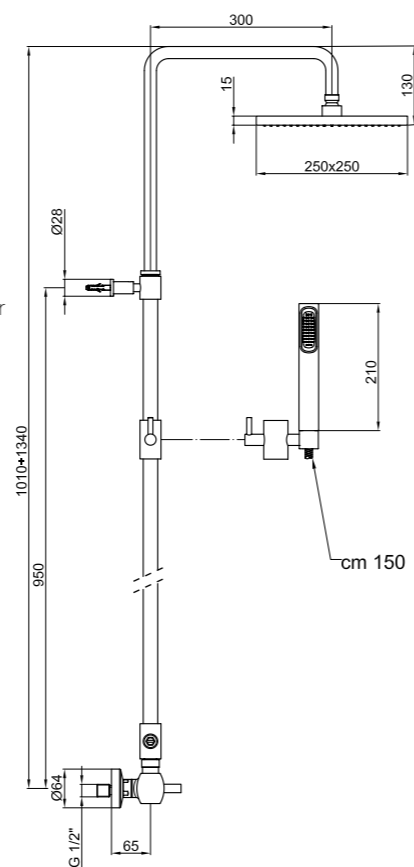
Mitigeur de douche avec colonne, pomme de douche et douchette monojet.


Einhebelmischer Brausebatterie mit Brausegleitstange, Brausekopf und 1 Funktion Handbrause.

Monomando externo para ducha, versión con columna, rociador y ducha.



.015 Cromo / Chrome / Chromé / Verchromt / Cromado




 Ø 35 mm
AC0338000

KA721208

BOX PCS. 1

 Kg. 4,3

 Kg. 3,8



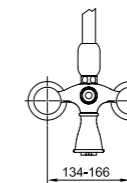
Miscelatore monocomando per vasca esterno, versione completa di colonna, soffione e doccetta monogetto.

Bath mixer with column, shower head and monospray handshower.

Mitigeur debain/douche avec colonne, pomme de douche et douchette monojet.

Badebatterie mit Brausegleitstange, Brausekopf und 1 Funktion Handbrause.

Monomando externo para bañera, versión con columna, rociador y ducha.

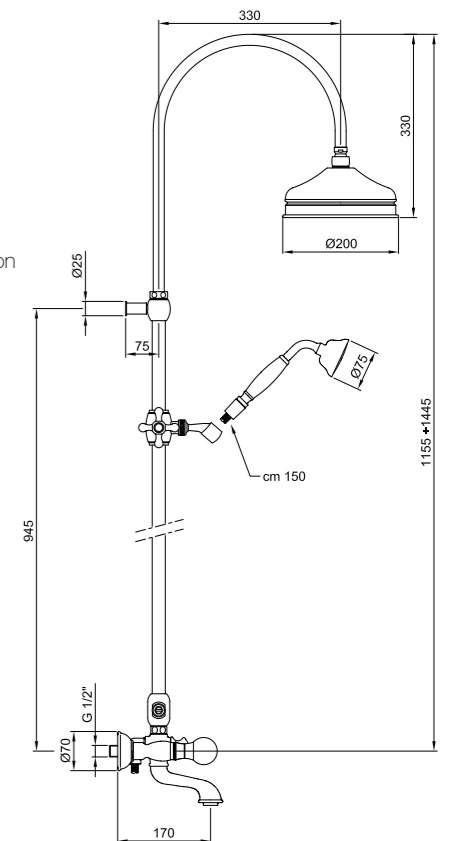



.015 Cromo / Chrome / Chromé / Verchromt / Cromado

.010 Oro / Gold / Doré / Gold / Oro

.017 Cromo-Oro / Chrome-Gold / Chromé-Or
Chrom-Gold / Cromo-Oro

.065 Bronzato / Bronze / Bronze / Bronze / Bronze



 AC0829015

 AC0463015

 AC0331000

OT760405

BOX PCS. 1

Kg. 4,3

Kg. 2,5



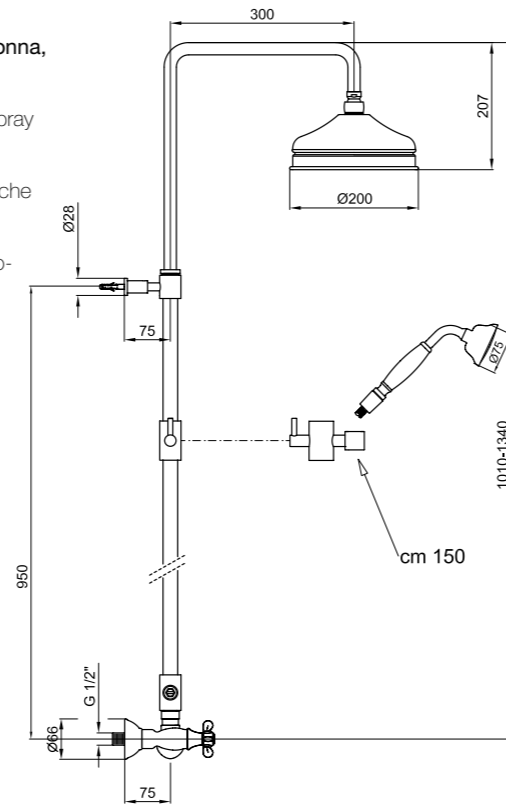
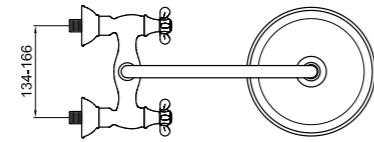
Gruppo doccia esterno, versione completa di colonna, soffione e doccetta monogetto.

Shower mixer with column, shower head and monospray handshower.

Mélangeur de douche avec colonne, pomme de douche et garniture de douche mono-jet.

Brausebatterie mit Gleitstange, Kopfbrause und Mono-Wasserstrahl Handbrause.

Grupo externo para ducha, versión completa con columna, rociador y ducha.



.015 Cromo / Chrome / Chromé / Verchromt / Cromado

.010 Oro / Gold / Doré / Gold / Oro

.017 Cromo-Oro / Chrome-Gold / Chromé-Or Chrom-Gold / Cromo-Oro

.065 Bronzato / Bronze / Bronze / Bronze / Bronze



AC0331000

DO760405

BOX PCS. 1

Kg. 4,3

Kg. 2,9



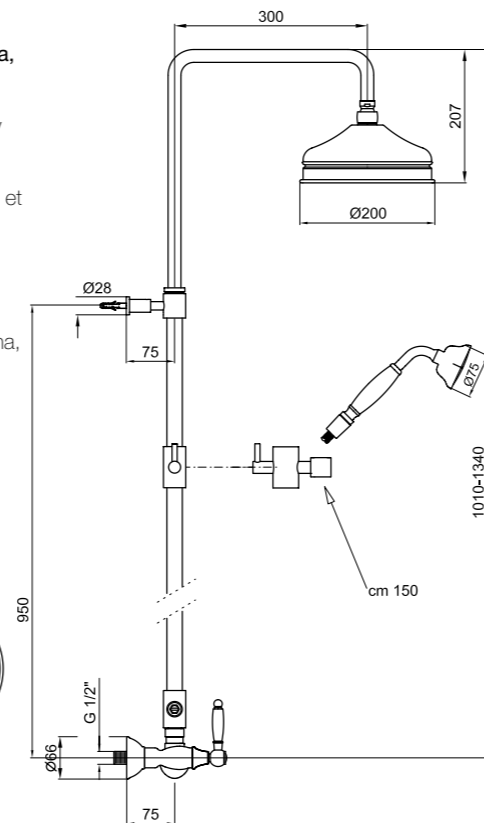
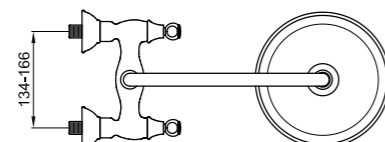
Gruppo doccia esterno, versione completa di colonna, soffione e doccetta monogetto.

Shower mixer with column, shower head and monospray handshower.

Mélangeur de douche avec colonne, pomme de douche et garniture de douche mono-jet.

Brausebatterie mit Gleitstange, Kopfbrause und Mono-Wasserstrahe Handbrause.

Grupo externo para ducha, versión completa con columna, rociador y ducha.



.015 Cromo / Chrome / Chromé / Verchromt / Cromado

.010 Oro / Gold / Doré / Gold / Oro

.017 Cromo-Oro / Chrome-Gold / Chromé-Or Chrom-Gold / Cromo-Oro

.065 Bronzato / Bronze / Bronze / Bronze / Bronze



AC0331000 (DX)
AC0332000 (SX)



AC0818



AC0675



AC0727



AC0729



AI870102



WO980102



WO870102



EL870102



RI870102



KI870102



AS870102
AZ870102



AC0818

BOX PCS. 1

  Kg. 4,2



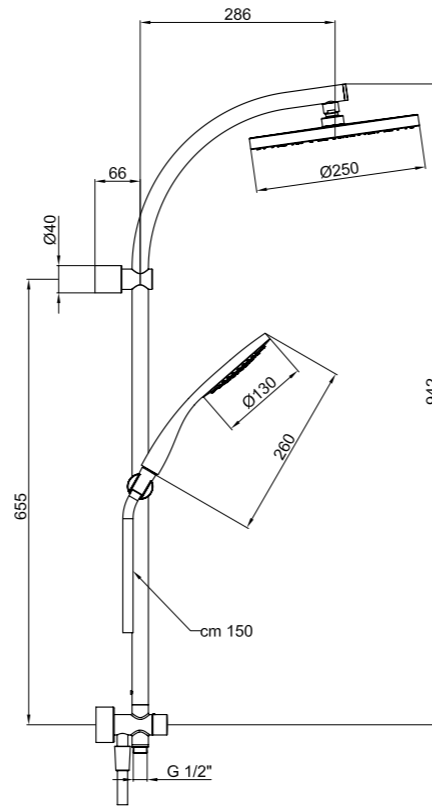
Colonna doccia esterna con soffione e doccetta monogetto e supporto scorrevole.

External shower column with showerhead, monospray handshower and sliding holder.

Colonne de douche avec pomme de douche, douchette monojet et support coulissant.

Duschsäule mit Kopfbrause, 1 Funktion Handbrause und Gleithalterung.

Columna ducha con rociador, ducha y soporte móvil.



.015 Cromo / Chrome / Chromé / Verchromt / Cromado

AC0727

BOX PCS. 1

  Kg. 5,2



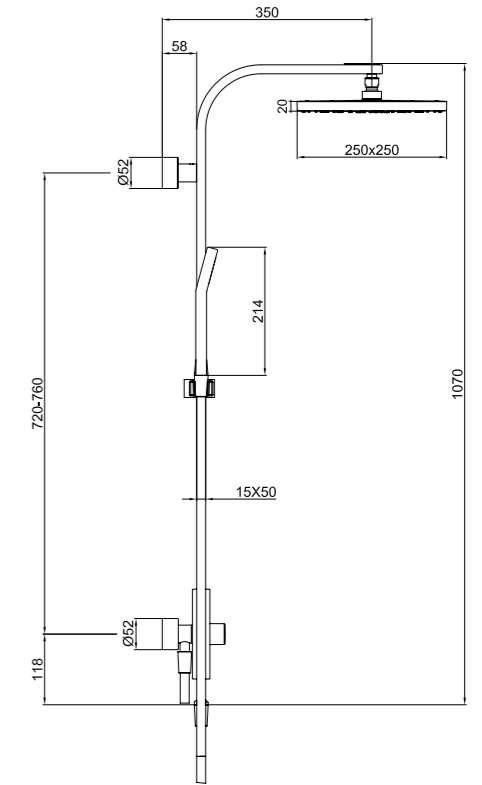
Colonna doccia esterna con soffione e doccetta monogetto e supporto scorrevole.

External shower column with showerhead, monospray handshower and sliding holder.

Colonne de douche avec pomme de douche, douchette monojet et support coulissant.

Duschsäule mit Kopfbrause, 1 Funktion Handbrause und Gleithalterung.

Columna ducha con rociador, ducha y soporte móvil.



.015 Cromo / Chrome / Chromé / Verchromt / Cromado

AC0675

BOX PCS. 1

  Kg. 7,6



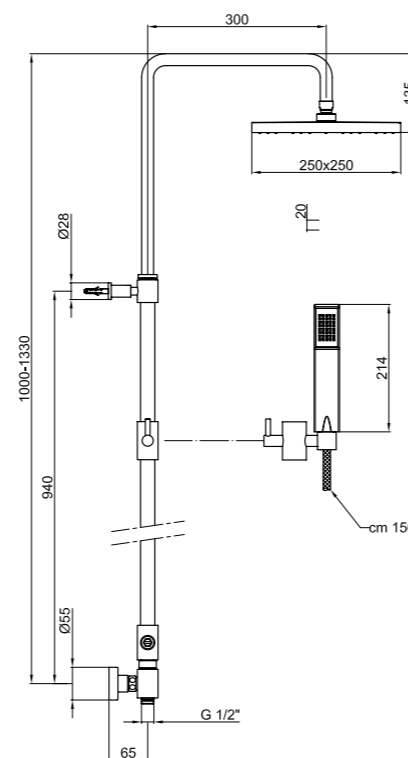
Colonna doccia esterna con soffione e doccetta monogetto e supporto scorrevole.

External shower column with showerhead, monospray handshower and sliding holder.

Colonne de douche avec pomme de douche, douchette monojet et support coulissant.

Duschsäule mit Kopfbrause, 1 Funktion Handbrause und Gleithalterung.

Columna ducha con rociador, ducha y soporte móvil.



.015 Cromo / Chrome / Chromé / Verchromt / Cromado

AC0729

BOX PCS. 1

  Kg. 7,6



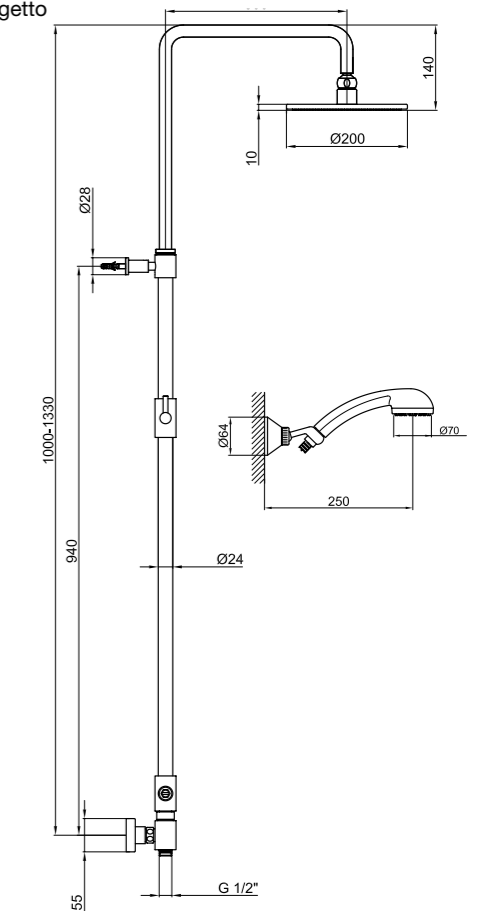
Colonna doccia esterna con soffione e doccetta monogetto e supporto scorrevole.

External shower column with showerhead, monospray handshower and sliding holder.

Colonne de douche avec pomme de douche, douchette monojet et support coulissant.

Duschsäule mit Kopfbrause, 1 Funktion Handbrause und Gleithalterung.

Columna ducha con rociador, ducha y soporte móvil.



.015 Cromo / Chrome / Chromé / Verchromt / Cromado

Parte doccia incasso Cartuccia Ø 35.
 Concealed part of shower mixer cartridge Ø 35.
 Partie de douche encastré, cartouche Ø 35.
 Innenteil Unterputz-Brausebatterie,
 Kartusche Ø 35.
 Parte emportrar para ducha, cartucho Ø 35.

BOX PCS. 12

Kg. 0,7



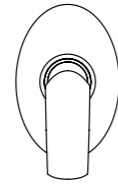
AC0681

.015 Cromo / Chrome /
 Chromé / Verchromt /
 Cromado

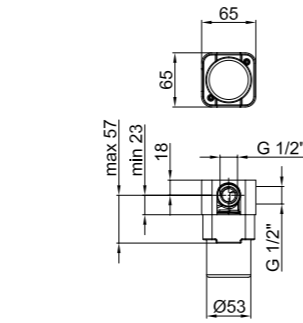
Parti esterne correlate:

External part for s.l. concealed shower mixer:
 Parties extérieures pour mitigeur de douche encastré:
 Ausserteile zu EHM Unterputz-Brausebatterie:
 Partes exteriores para monomando emportable para ducha:

ARIA



AI880801



Ø 35 mm
 AC0687000

Parte doccia incasso Cartuccia Ø 35.
 Concealed part of shower mixer cartridge Ø 35.
 Partie de douche encastré, cartouche Ø 35.
 Innenteil Unterputz-Brausebatterie,
 Kartusche Ø 35.
 Parte emportrar para ducha, cartucho Ø 35.

BOX PCS. 12

Kg. 0,7



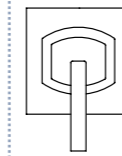
AC0362

.015 Cromo / Chrome /
 Chromé / Verchromt /
 Cromado

Parti esterne correlate:

External part for s.l. concealed shower mixer:
 Parties extérieures pour mitigeur de douche encastré:
 Ausserteile zu EHM Unterputz-Brausebatterie:
 Partes exteriores para monomando emportable para ducha:

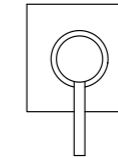
Azeta Evolution - Flauto - Kimono - Elio - Rivoli



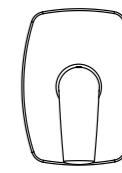
AZ880801
 AS880801



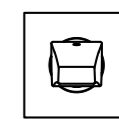
KI880801



EL880801

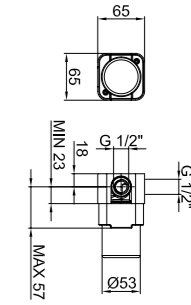


RI880801



FT880801


Ø 35 mm
 AC0338000



Parte vasca incasso Cartuccia Ø 35.
 Concealed part of bath mixer, cartridge Ø 35.
 Partie bain-douche encastré, cartouche Ø 35.
 Innenteil Unterputz-Badebatterie,
 Kartusche Ø 35.
 Parte emportrar para bañera, cartucho Ø 35.

BOX PCS. 12

Kg. 1,7



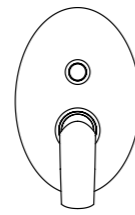
AC0682

.015 Cromo / Chrome /
 Chromé / Verchromt /
 Cromado

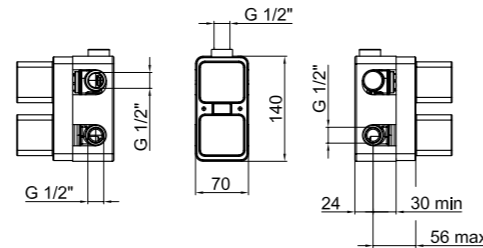
Parti esterne correlate:

External part for s.l. concealed bath mixer:
 Parties extérieures pour mitigeur bath-douche encastré:
 Ausserteile zu EHM Unterputz-Badebatterie:
 Partes exteriores para monomando emportable para bañera:

ARIA



AI860801




Ø 35 mm
 AC0687000

Parte vasca incasso Cartuccia Ø 35.
 Concealed part of bath mixer, cartridge Ø 35.
 Partie bain-douche encastré, cartouche Ø 35.
 Innenteil Unterputz-Badebatterie,
 Kartusche Ø 35.
 Parte emportrar para bañera, cartucho Ø 35.

BOX PCS. 12

Kg. 1,7



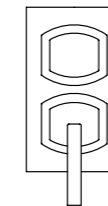
AC0677

.015 Cromo / Chrome /
 Chromé / Verchromt /
 Cromado

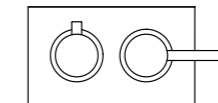
Parti esterne correlate:

External part for s.l. concealed bath mixer:
 Parties extérieures pour mitigeur bath-douche encastré:
 Ausserteile zu EHM Unterputz-Badebatterie:
 Partes exteriores para monomando emportable para bañera:

Azeta Evolution - Elio

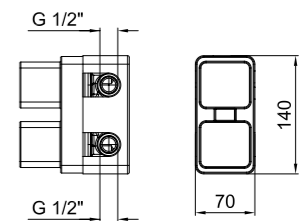
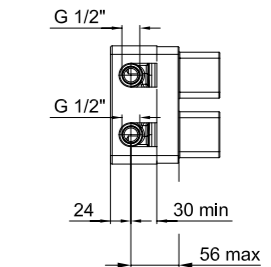


AZ860801
 AS860801



EL860801

Ø 35 mm
 AC0338000



Parte vasca incasso Cartuccia Ø 35.
 Concealed part of bath mixer, cartridge Ø 35.
 Partie bain-douche encastré, cartouche Ø 35.
 Innenteil Unterputz-Badebatterie,
 Kartusche Ø 35.
 Parte emportrar para bañera, cartucho Ø 35.

BOX PCS. 12

Kg. 1,7



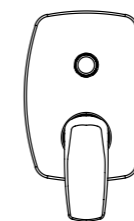
AC0648

.015 Cromo / Chrome /
 Chromé / Verchromt /
 Cromado

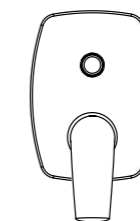
Parti esterne correlate:

External part for s.l. concealed bath mixer:
 Parties extérieures pour mitigeur bath-douche encastré:
 Ausserteile zu EHM Unterputz-Badebatterie:
 Partes exteriores para monomando emportable para bañera:

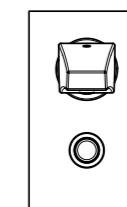
Kimono - Rivoli - Flauto



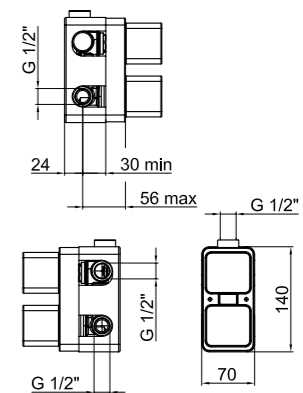
KI860801



RI860801



FT860801



Parte doccia incasso Cartuccia Ø 35.
 Concealed part of shower mixer cartridge Ø 35.
 Partie de douche encastré, cartouche Ø 35.
 Innenteil Unterputz-Brausebatterie,
 Kartusche Ø 35.
 Parte emportrar para ducha, cartucho Ø 35.

BOX PCS. 12

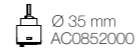
Kg. 0,7



AC0910

.015 Cromo / Chrome /
 Chromé / Verchromt /
 Cromado

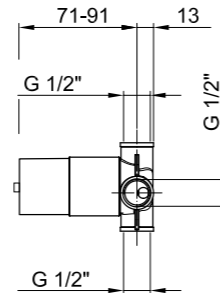
Parti esterne correlate:
 External part for s.l. concealed shower mixer:
 Parties extérieures pour mitigeur de douche encastré:
 Ausserteile zu EHM Unterputz-Brausebatterie:
 Partes exteriores para monomando emportable para ducha:



Living



LV880801



Parte incasso rubinetto di arresto ad incasso 1/2"
Cartuccia Ø 35.

Concealed part of stop cock 1/2", cartridge Ø 35.
 Partie Robinet à encastrer 1/2", cartouche Ø 35.
 Innenteil Unterputzventil 1/2", Kartusche Ø 35.
 Parte emportrar para llave de paso conexión de 1/2", cartucho Ø 35.

BOX PCS. 12

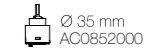


AC0934

.015 Cromo / Chrome /
 Chromé / Verchromt /
 Cromado

Parti esterne correlate:

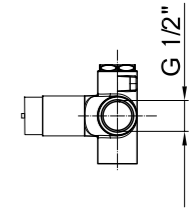
External part for s.l. concealed shower mixer:
 Parties extérieures pour mitigeur de douche encastré:
 Ausserteile zu EHM Unterputz-Brausebatterie:
 Partes exteriores para monomando emportable para ducha:



Living



LV690201



Parte vasca incasso Cartuccia Ø 35.
 Concealed part of bath mixer, cartridge Ø 35.
 Partie bain-douche encastré, cartouche Ø 35.
 Innenteil Unterputz-Badebatterie,
 Kartusche Ø 35.
 Parte emportrar para bañera, cartucho Ø 35.

BOX PCS. 12

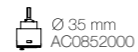
Kg. 1,7



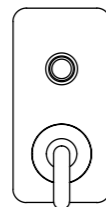
AC0911

.015 Cromo / Chrome /
 Chromé / Verchromt /
 Cromado

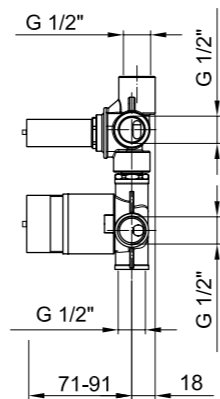
Parti esterne correlate:
 External part for s.l. concealed bath mixer:
 Parties extérieures pour mitigeur bath-douche encastré:
 Ausserteile zu EHM Unterputz-Badebatterie:
 Partes exteriores para monomando emportable para bañera:



Living



LV860801



Parte incasso rubinetto di arresto ad incasso 3/4", Cartuccia Ø 35.

Concealed part of stop cock 3/4", cartridge Ø 35.
 Partie Robinet à encastrer 3/4", cartouche Ø 35.
 Innenteil Unterputzventil 3/4", Kartusche Ø 35.
 Parte emportrar para llave de paso conexión de 3/4", cartucho Ø 35.

BOX PCS. 12

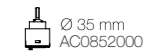


AC0935

.015 Cromo / Chrome /
 Chromé / Verchromt /
 Cromado

Parti esterne correlate:

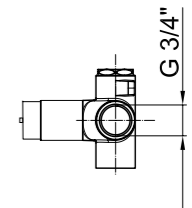
External part for s.l. concealed shower mixer:
 Parties extérieures pour mitigeur de douche encastré:
 Ausserteile zu EHM Unterputz-Brausebatterie:
 Partes exteriores para monomando emportable para ducha:



Living



LV690202



Parte doccia incasso termostatico Cartuccia Ø 35.
 Concealed part of Thermostatic shower mixer cartridge Ø 35.
 Partie de douche encastré thermostatique, cartouche Ø 35.
 Innenteil Unterputz-Brausebatterie Thermostat, Kartusche Ø 35.
 Parte emportrar para ducha termostatico, cartucho Ø 35.

BOX PCS. 12

Kg. 1,9



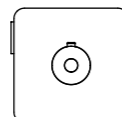
AC0928

.015 Cromo / Chrome /
 Chromé / Verchromt /
 Cromado

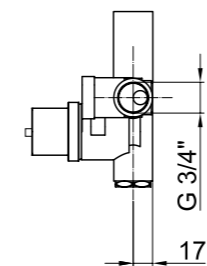
Parti esterne correlate:
 External part for s.l. concealed shower mixer:
 Parties extérieures pour mitigeur de douche encastré:
 Ausserteile zu EHM Unterputz-Brausebatterie:
 Partes exteriores para monomando emportable para ducha:



Living



LV972201



solutions 2 ways



AC0392 AC0013 AC0398 AC0414 AC0014



AC0741 AC0700 AC0940 AC0843 AC0863



AC0320



AC0333



AC0393



FT860101



WO860101



AS860101



AI860101



LV860101



EL860101



AZ860101



KI860101



SX860101



RI860101



AC0344



AC0337



AC0354



AC0764



AC0114



AC0847



AC0116



AC0383

AC0099
BOX PCS. 6

Kg. 1,6



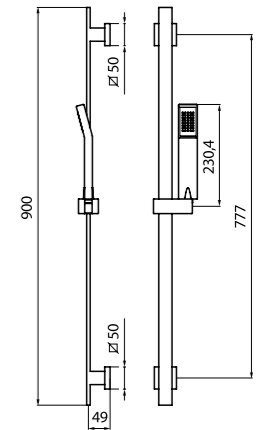
Saliscendi in ottone, con doccetta monogetto.

Brass sliding rail, with monospray handshower.

Barre de douche en laiton, avec douchette monojet.

Messing Wandstange, mit Mono-Wasserstrahl Handbrause.

Conjunto de barra reguladora, y ducha.



.015 Cromo / Chrome / Chromé / Verchromt / Cromado

AC0929
BOX PCS. 6

Kg. 1,4



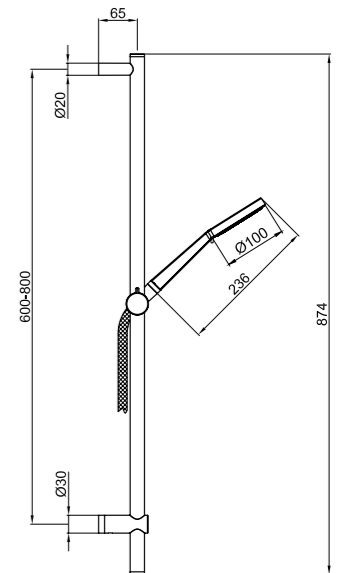
Saliscendi doccia, con doccetta multifunzione.

Sliding rail with multifunction handshower.

Garniture de douche multijet.

Brausegarnitur mit Wandstange und Massagehend brause.

Conjunto de barra reguladora y ducha masaje.



.015 Cromo / Chrome / Chromé / Verchromt / Cromado

AC0849
BOX PCS. 8

Kg. 1,7



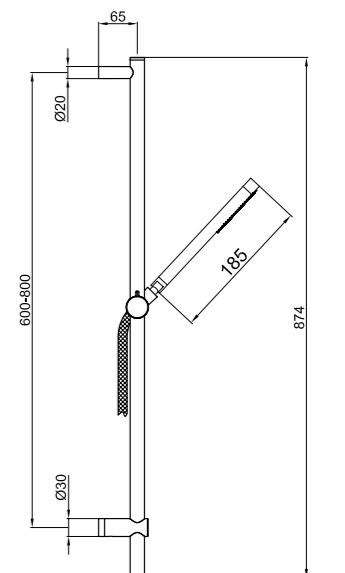
Saliscendi in ottone, con doccetta monogetto.

Brass sliding rail, with monospray handshower.

Barre de douche en laiton, avec douchette mono-jet.

Messing Wandstange, mit Mono-Wasserstrahl Handbrause.

Conjunto de barra reguladora, y ducha.



.015 Cromo / Chrome / Chromé / Verchromt / Cromado

AC0384
BOX PCS. 6

Kg. 2,1



Saliscendi in ottone, con doccetta monogetto.

Brass sliding rail, with monospray handshower.

Barre de douche en laiton, avec douchette monojet.

Messing Wandstange, mit Mono-Wasserstrahl Handbrause.

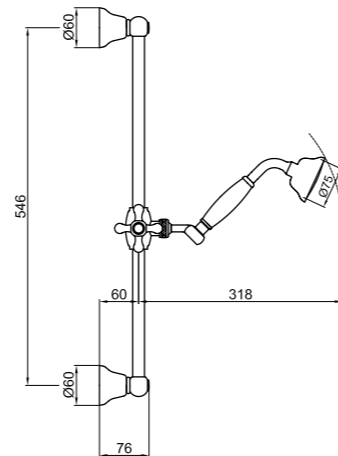
Conjunto de barra reguladora, y ducha.

.015 Cromo / Chrome / Chromé / Verchromt / Cromado

.010 Oro / Gold / Doré / Gold / Oro

.017 Cromo-Oro / Chrome-Gold / Chromé-Or Chrom-Gold / Cromo-Oro

.065 Bronzato / Bronze / Bronze / Bronze / Bronce



AC0479
BOX PCS. 6

Kg. 0,8



Saliscendi in ottone, con doccetta monogetto.

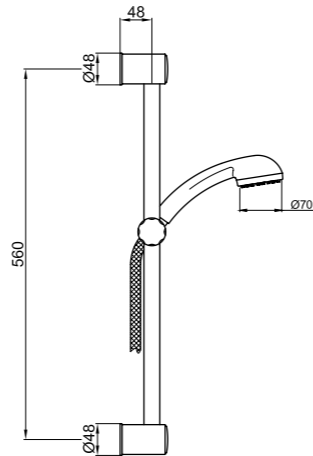
Brass sliding rail, with monospray handshower.

Barre de douche en laiton, avec douchette monojet.

Messing Wandstange, mit Mono-Wasserstrahl Handbrause.

Conjunto de barra reguladora, y ducha.

.015 Cromo / Chrome / Chromé / Verchromt / Cromado



AC0741
BOX PCS. 1

Kg. 6,5



Soffione multifunzione in acciaio INOX lucido fissaggio a parete.

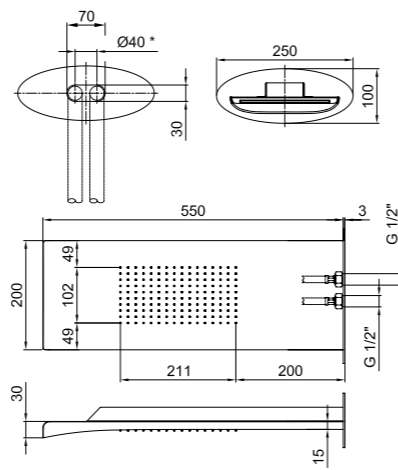
Shiny stainless steel multifunction cascade shower head with wall shower arm.

Pomme de douche multijet cascade en acier inox brillant avec bras de douche mural.

Cascade massagekopfbrause aus glänzenden edelstahl mit wandbrausearm.

Rociador de pared con cascada inox brillo.


.845 Acciaio lucido / Polished steel / Acier brillant / Edelstahl poliert / Acero brillante



* interasse massimo tubi G1/2" F

AC0414
BOX PCS. 1

Kg. 8,0



Soffione a soffitto anticalcare in ottone con attacchi 1/2" F.

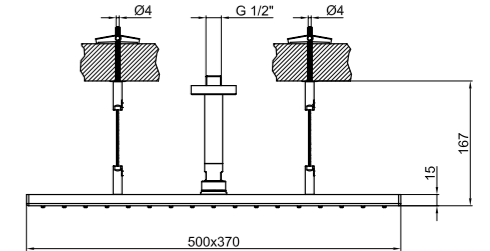
Ceiling brass antiscald showerhead with 1/2" connections.

Pomme de douche à plafond anticalcaire en laiton avec attaches 1/2".

Contra Kalk Metall Fester-Kopfbrause mit 1/2" Anschluss.


Rociador a techo de laton, conexión 1/2" F.

.015 Cromo / Chrome / Chromé / Verchromt / Cromado



AC0412
BOX PCS. 1

Kg. 5,0



Soffione a soffitto anticalcare in ottone con attacchi 1/2" F e LED.

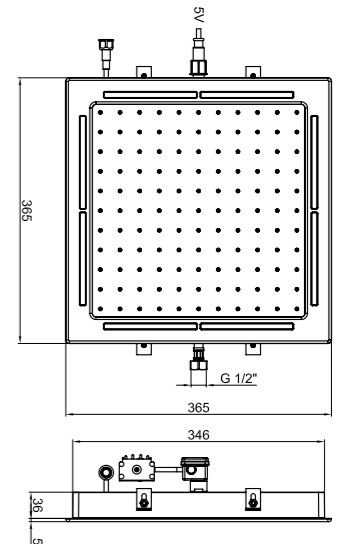
Ceiling brass antiscald showerhead with 1/2" connections and LED.

Pomme de douche à plafond anticalcaire en laiton avec attaches 1/2" avec LED.

Contra Kalk Metall Fester-Kopfbrause mit 1/2" Anschluss mit LED.

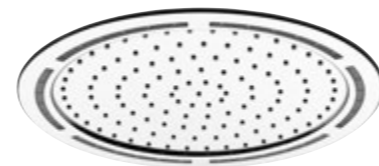
Rociador a techo de laton, conexión 1/2" F con LED.

.015 Cromo / Chrome / Chromé / Verchromt / Cromado



AC0413
BOX PCS. 1

Kg. 4,8



Soffione a soffitto anticalcare in ottone con attacchi 1/2" F e LED.

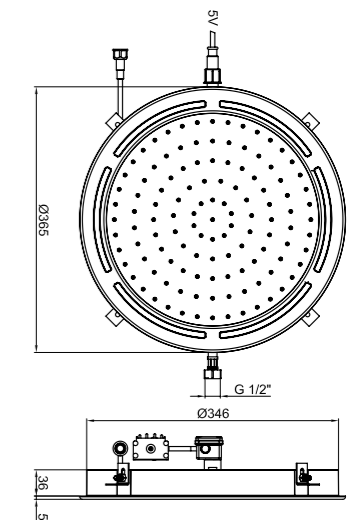
Ceiling brass antiscald showerhead with 1/2" connections and LED.

Pomme de douche à plafond anticalcaire en laiton avec attaches 1/2" avec LED.

Contra Kalk Metall Fester-Kopfbrause mit 1/2" Anschluss mit LED.


Rociador a techo de laton, conexión 1/2" F con LED.

.015 Cromo / Chrome / Chromé / Verchromt / Cromado



AC0392

BOX PCS. 8

 Kg. 1,5

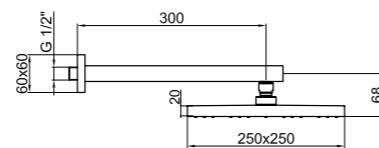
Braccio con soffione snodato in PVC.

Shower arm with ball joint and PVC shower head.

Bras de douche avec rotule et pomme de douche en PVC.

Brausearm mit Gelenkstück und PVC Brausekopf.

Braço ducha con rociador con rotula de PVC.



.015 Cromo / Chrome / Chromé / Verchromt / Cromado

AC0843

BOX PCS. 8

 Kg. 1,5

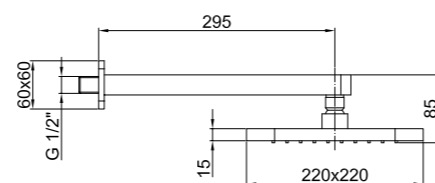
Soffione con braccio.

Shower head with arm.

Pomme de douche avec bras de douche.

Kopfbrause mit Brausearm.


Braço ducha con rociador.



.015 Cromo / Chrome / Chromé / Verchromt / Cromado

AC0863

BOX PCS. 8

 Kg. 1,5

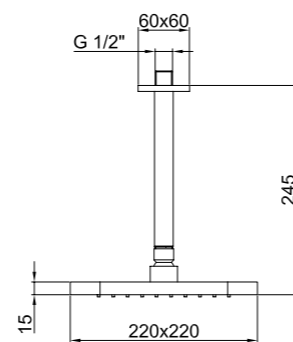
Soffione quadro con braccio a soffitto.

Square fixed showerhead with ceiling arm.

Pomme de douche carrée avec bras à plafond.

Kopfbrause mit Deckenanschluss.

Rociador cuadro con brazo a techo.



.015 Cromo / Chrome / Chromé / Verchromt / Cromado

AC0398

BOX PCS. 6

 Kg. 2,6

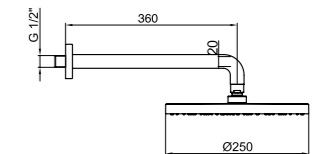
Braccio con soffione snodato in PVC.

Shower arm with ball joint and PVC shower head.

Bras de douche avec rotule et pomme de douche en PVC.

Brausearm mit Gelenkstück und PVC Brausekopf.

Braço ducha con rociador con rotula de PVC.



.015 Cromo / Chrome / Chromé / Verchromt / Cromado

AC0013

BOX PCS. 8

 Kg. 1,5

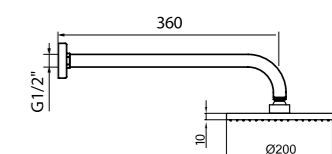
Braccio con soffione snodato in PVC.

Shower arm with ball joint and PVC shower head.

Bras de douche avec rotule et pomme de douche en PVC.

Brausearm mit Gelenkstück und PVC Brausekopf.

Braço ducha con rociador con rotula de PVC.



.015 Cromo / Chrome / Chromé / Verchromt / Cromado

AC0014

BOX PCS. 8

 Kg. 1,3

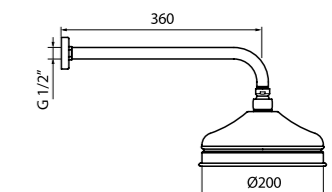
Soffione in ottone con braccio.

Brass Shower head with arm.

Pomme de douche en laiton avec bras de douche.

Metall Brausekopf mit Brausearm.

Braço ducha de latón con rociador anticalcáreo.




.015 Cromo / Chrome / Chromé / Verchromt / Cromado

.010 Oro / Gold / Doré / Gold / Oro

.017 Cromo-Oro / Chrome-Gold / Chromé-Or
Chrom-Gold / Cromo-Oro

.065 Bronzato / Bronze / Bronze / Bronze / Bronze

AC0333
BOX PCS. 12

 Kg. 0,3



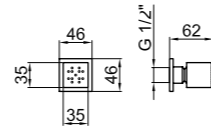
Soffioncino laterale quadro con limitatore portata 6 l/min.

Lateral squared body jet with 6l/min flow rate.

Jet latéral carré avec limiteur de débit 6 l/min.


Seitliche eckige Düse mit 6l/min Wassermengebegrenzer.

Ducha lateral cuadrado con limitador de caudal 6 l/min



.015 Cromo / Chrome / Chromé / Verchromt / Cromado

AC0320
BOX PCS. 12

 Kg. 0,3



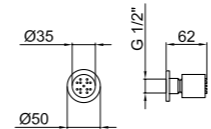
Soffioncino laterale cilindrico con limitatore portata 6 l/min.

Lateral cylindrical body jet with 6l/min flow rate.

Jet latéral cylindrique avec limiteur de débit 6 l/min.


Seitliche zylindrische Düse mit 6l/min Wassermengebegrenzer.

Ducha lateral cilíndrica con limitador de caudal 6 l/min.



.015 Cromo / Chrome / Chromé / Verchromt / Cromado

AC0393
BOX PCS. 12

 Kg. 0,3



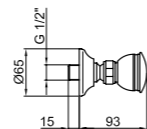
Soffioncino laterale rotondo con limitatore portata 6 l/min.

Lateral round body jet with 6l/min flow rate.

Jet latéral ronde avec limiteur de débit 6 l/min.

Seitliche runde Düse mit 6l/min Wassermengebegrenzer.

Ducha lateral ronda con limitador de caudal 6 l/min.




.015 Cromo / Chrome / Chromé / Verchromt / Cromado

.017 Cromo-Oro / Chrome-Gold / Chromé-Or Chrom-Gold / Cromo-Oro

.010 Oro / Gold / Doré / Gold / Oro

.065 Bronzato / Bronze / Bronze / Bronze / Bronze

AC0845
BOX PCS. 8

 Kg. 1,9



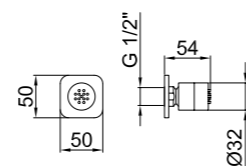
Soffioncino esterno cilindrico con rosone quadro.

Lateral cylindrical body jet with square plate.

Jet latéral de forme cylindrique avec rosace carrée.

Seitliche zylindrische Düse mit eckiger Rosette.

Jet de ducha orientable.



.015 Cromo / Chrome / Chromé / Verchromt / Cromado

AC0337
BOX PCS. 12

 Kg. 0,2



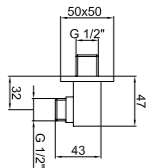
Curva da incasso per presa acqua quadrata, attacchi da 1/2" M.

Wall elbow 1/2" M connection.

Coude de sortie, attache 1/2" M.

Unterputz-Anschlusswinkel 1/2" M.

Curva de encastre para toma de agua, juntas de 1/2" M.



.015 Cromo / Chrome / Chromé / Verchromt / Cromado

AC0344
BOX PCS. 12

 Kg. 0,2



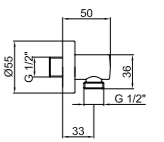
Curva da incasso per presa acqua, attacchi da 1/2" M.

Wall elbow 1/2" M connection.

Coude de sortie, attache 1/2" M.

Unterputz-Anschlusswinkel 1/2" M.

Curva de encastre para toma de agua, juntas de 1/2" M.



.015 Cromo / Chrome / Chromé / Verchromt / Cromado

.010 Oro / Gold / Doré / Gold / Oro

.065 Bronzato / Bronze / Bronze / Bronze / Bronze

AC0478
BOX PCS. 12

 Kg. 0,2



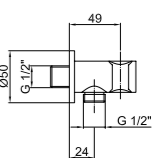
Curva da incasso per presa acqua, attacchi da 1/2" M.

Wall elbow 1/2" M connection.

Coude de sortie, attache 1/2" M.


Unterputz-Anschlusswinkel 1/2" M.

Curva de encastre para toma de agua, juntas de 1/2" M.



.015 Cromo / Chrome / Chromé / Verchromt / Cromado

AC0354
BOX PCS. 12

 Kg. 0,2



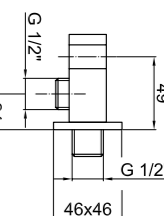
Curva da incasso per presa acqua, attacchi da 1/2" M.

Wall elbow 1/2" M connection.

Coude de sortie, attache 1/2" M.

Unterputz-Anschlusswinkel 1/2" M.

Curva de encastre para toma de agua, juntas de 1/2" M.



.015 Cromo / Chrome / Chromé / Verchromt / Cromado

AC0847
BOX PCS. 8

Kg. 1,9



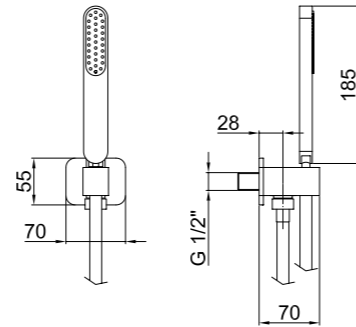
Kit supporto doccetta monogetto e flessibile con presa acqua.

Shower set composed of holder, mono spray hand shower, flex hose and wall elbow.

Garniture de douche composée de support mural, douchette monojet, flexible et coude de sortie.

Brausegarnitur bestehend aus Wandhalterung, 1 Funktion Handbrause, Schlauch und Anschlusswinkel.

Kit de ducha con soporte, ducha, tubo flexible y toma de agua.



.015 Cromo / Chrome / Chromé / Verchromt / Cromado

AC0927
BOX PCS. 12

Kg. 0,3



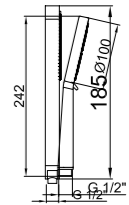
Doccetta monogetto.

Monospray Handshower.

Douchette mono-jet.

Mono-Wasserstrahl Handbrause.

Ducha.



.015 Cromo / Chrome / Chromé / Verchromt / Cromado

AC0764
BOX PCS. 12

Kg. 0,5



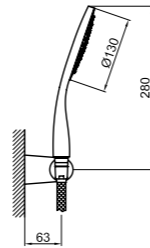
Kit supporto doccetta monogetto e flessibile.

Shower set composed of holder, monospray handshower and flex hose.

Garniture de douche composée de support mural, douchette monojet et flexible.

Brausegarnitur bestehend aus Wandhalterung, 1 Funktion Handbrause und Schlauch.

Kit de ducha con soporte, ducha y flexible.



.015 Cromo / Chrome / Chromé / Verchromt / Cromado

AC0916
BOX PCS. 12

Kg. 0,3



Doccetta multifunzione.

Multifunction handshower.

Douchette multijet.

Massagehandbrause.

Ducha masaje.

.015 Cromo / Chrome / Chromé / Verchromt / Cromado

AC0704
BOX PCS. 12

Kg. 0,8



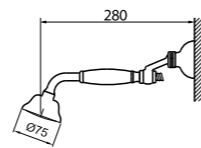
Kit supporto doccetta monogetto e flessibile.

Shower set composed of holder, monospray handshower and flex hose.

Garniture de douche composée de support mural, douchette monojet et flexible.

Brausegarnitur bestehend aus Wandhalterung, 1 Funktion Handbrause und Schlauch.

Kit de ducha con soporte, ducha y flexible.



.015 Cromo / Chrome / Chromé / Verchromt / Cromado
.017 Cromo-Oro / Chrome-Gold / Chromé-Or
Chrom-Gold / Cromo-Oro
.010 Oro / Gold / Doré / Gold / Oro
.065 Bronzato / Bronze / Bronze / Bronze / Bronze

AC0428
BOX PCS. 12

Kg. 0,5



Doccetta monogetto.

Monospray Handshower.

Douchette mono-jet.

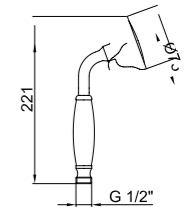
Mono-Wasserstrahl Handbrause.

Ducha.

.015 Cromo / Chrome / Chromé / Verchromt / Cromado

.010 Oro / Gold / Doré / Gold / Oro

.065 Bronzato / Bronze / Bronze / Bronze / Bronze



AC0389
BOX PCS. 12

Kg. 0,6



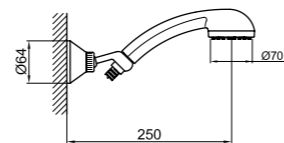
Kit supporto doccetta monogetto e flessibile.

Shower set composed of holder, monospray handshower and flex hose.

Garniture de douche composée de support mural, douchette mono-jet et flexible.

Brausegarnitur bestehend aus Wandhalterung, Mono-Wasserstrahl Handbrause und Schlauch.

Kit de ducha con soporte, ducha y flexible.



.015 Cromo / Chrome / Chromé / Verchromt / Cromado

AC0429
BOX PCS. 12

Kg. 0,2



Doccetta monogetto.

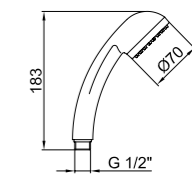
Monospray Handshower.

Douchette mono-jet.


Mono-Wasserstrahl Handbrause.

Ducha.

.015 Cromo / Chrome / Chromé / Verchromt / Cromado



AC0114
BOX PCS. 12

 Kg. 1,0



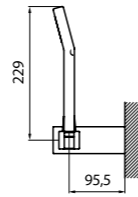
Kit supporto doccetta monogetto e flessibile.

Shower set composed of holder, monospray handshower and flex hose.

Garniture de douche composée de support mural, douchette monojet et flexible.


Brausegarnitur bestehend aus Wandhalterung, 1 Funktion Handbrause und Schlauch.

Kit de ducha con soporte, ducha y flexible.



.015 Cromo / Chrome / Chromé / Verchromt / Cromado

AC0116
BOX PCS. 12

 Kg. 0,8



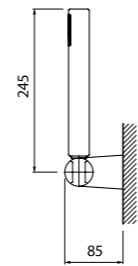
Kit supporto doccetta monogetto e flessibile.

Shower set composed of holder, monospray handshower and flex hose.

Garniture de douche composée de support mural, douchette monojet et flexible.


Brausegarnitur bestehend aus Wandhalterung, 1 Funktion Handbrause und Schlauch.

Kit de ducha con soporte, ducha y flexible.



.015 Cromo / Chrome / Chromé / Verchromt / Cromado

AM770303
BOX PCS. 12

 Kg. 1,0



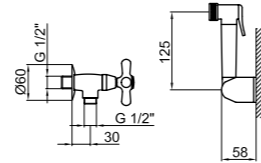
Rubinetto a parete con doccetta.

Wall mounted tap with handshower.

Robinet mural avec douchette.

Unterputzventil mit Handbrause.

Grifo de pared con rociador.



.015 Cromo / Chrome / Chromé / Verchromt / Cromado

AC0426
BOX PCS. 12

 Kg. 0,2



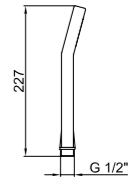
Doccetta monogetto.

Monospray Handshower.

Douchette mono-jet.


Mono-Wasserstrahl Handbrause.

Ducha.



.015 Cromo / Chrome / Chromé / Verchromt / Cromado

AC0425
BOX PCS. 12

 Kg. 0,2



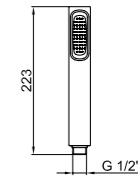
Doccetta monogetto.

Monospray Handshower.

Douchette mono-jet.


Mono-Wasserstrahl Handbrause.

Ducha.



.015 Cromo / Chrome / Chromé / Verchromt / Cromado

AC0433
BOX PCS. 12

 Kg. 0,2



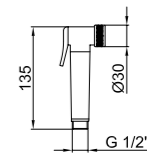
Doccetta monogetto.

Monospray Handshower.

Douchette mono-jet.

Mono-Wasserstrahl Handbrause.


Ducha.



.015 Cromo / Chrome / Chromé / Verchromt / Cromado



AC0440
BOX PCS. 12


 Kg. 0,3



Gancio duplex con snodo.
Shower holder with ball joint.
Support mural avec rotule.
Wandhalterung mit Gelenkstück.
Soporte orientable.

.015 Cromo / Chrome / Chromé / Verchromt / Cromado

AC0441
BOX PCS. 12

 Kg. 0,4




Gancio duplex con snodo e presa acqua.
Shower holder with water outlet.
Support mural avec prise d'eau.
Wandhalterung mit Anschluß.
Gancho dúplex articulado y toma de agua.

.015 Cromo / Chrome / Chromé / Verchromt / Cromado

.010 Oro / Gold / Doré / Gold / Oro

AC0442
BOX PCS. 16

 Kg. 0,3



Flessibile in ottone cm 150 attacco conico da 1/2" F.
Metal hose cm 150 conic/knurled, 1/2".
Flexible métallique cm 150, écrou conique 1/2".
Metall-Brauseschlauch cm. 150, 1/2".
Tubo flexible de latón, longitud 150 cm, conexión cónica de 1/2" F.


.015 Cromo / Chrome / Chromé / Verchromt / Cromado

.010 Oro / Gold / Doré / Gold / Oro

.017 Chromo-oro / Chrome-gold / Chromé-or
Chrom-gold / Cromo-oro

.065 Bronzato / Bronze / Bronze / Bronze / Bronze

AC0443
BOX PCS. 16


 Kg. 0,3



Flessibile in gomma grigia cm 150 attacco conico da 1/2" F.
Grey rubber flexible hose cm 150, 1/2" F. conic connection.
Flexible en caoutchouc gris cm 150, écrou conique 1/2" F.
Grauer Gummi Brauseschlauch cm. 150, 1/2" F Anschluss.
Tubo flexible de plástico, longitud 150cm, conexión cónica de 1/2" F.

.015 Cromo / Chrome / Chromé / Verchromt / Cromado

AC0436
BOX PCS. 12


 Kg. 0,4



Gancio duplex con snodo.
Shower holder with ball joint.
Support mural avec rotule.
Wandhalterung mit Gelenkstück.
Soporte orientable.

.015 Cromo / Chrome / Chromé / Verchromt / Cromado

AC0437
BOX PCS. 12


 Kg. 0,2



Gancio duplex con snodo.
Shower holder with ball joint.
Support mural avec rotule.
Wandhalterung mit Gelenkstück.
Soporte orientable.

.015 Cromo / Chrome / Chromé / Verchromt / Cromado

AC0438
BOX PCS. 12


 Kg. 0,2



Gancio duplex con snodo.
Shower holder with ball joint.
Support mural avec rotule.
Wandhalterung mit Gelenkstück.
Soporte orientable.

.015 Cromo / Chrome / Chromé / Verchromt / Cromado

AC0439
BOX PCS. 12

 Kg. 0,3



Gancio duplex in ottone con snodo.
Brass Shower holder with ball joint.
Support mural métallique avec rotule.
Metall Wandhalterung mit Gelenkstück.
Soporte de latón orientable.
.015 Cromo / Chrome / Chromé / Verchromt / Cromado
.010 Oro / Gold / Doré / Gold / Oro
.017 Chromo-oro / Chrome-gold / Chromé-or
Chrom-gold / Cromo-oro
.065 Bronzato / Bronze / Bronze / Bronze / Bronze

kitchen



OB920601

BOX PCS. 4

Kg. 3,4



Design: Manuela Busetti e Matteo Redaelli

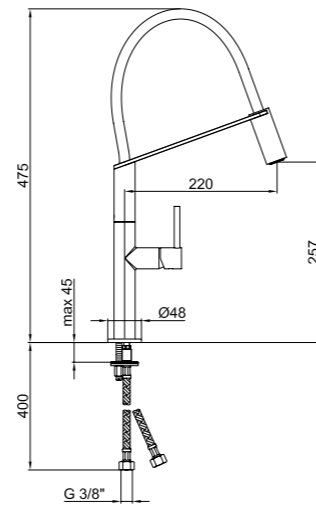
Miscelatore monocomando per lavello OBLIQUE PRO, con doccetta estraibile e canna orientabile a 360° e flessibili cm 37 3/8" F.

OBLIQUE PRO single lever sink mixer with pull-out spray, with 3/8" F flex. hoses cm 37, swivel spout.

Mitigeur d'évier série OBLIQUE PRO avec bec mobile, douchette extractible et flexibles d'alimentation cm 37 3/8" F.

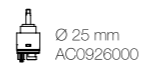
EHM Stand-Spültischbatterie, Armaturensérie OBLIQUE PRO, mit Geschirbrause, schwenkbarem Auslauf und flex. Anschlussschläuchen cm 37 3/8" F.

Mezclador monomando para fregadero OBLIQUE PRO con ducha extraíble, caño orientable 360° y tubos flexibles de 37 cm, 3/8" F.



OB920602

.015 Cromo / Chrome / Chromé / Verchromt / Cromado



TS920301

BOX PCS. 4

Kg. 3,0



Design: Manuela Busetti e Matteo Redaelli

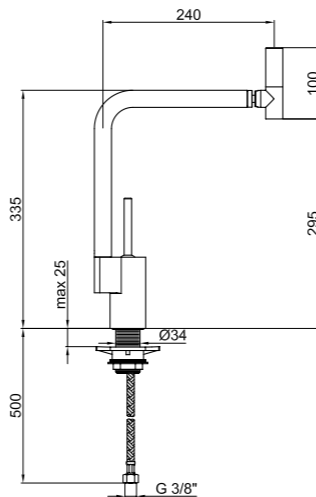
Miscelatore monocomando per lavello 360, canna orientabile a 360° e flessibili cm 50 3/8" F.

360 single lever sink mixer swivel spout, with 3/8" F flex. hoses cm 50.

Mitigeur d'évier série 360 avec bec mobile et flexibles d'alimentation cm 50 3/8" F.

EHM Stand-Spültischbatterie, Armaturensérie 360, mit schwenkbarem Auslauf und flex. Anschlussschläuchen cm 50 3/8" F.

Mezclador monomando para fregadero 360, caño orientable 360° y tubos flexibles de 50 cm, 3/8" F.



TS920302

LV920301

BOX PCS. 8

Kg. 1,9



Design: Busetti, Garuti e Redaelli

LV920302

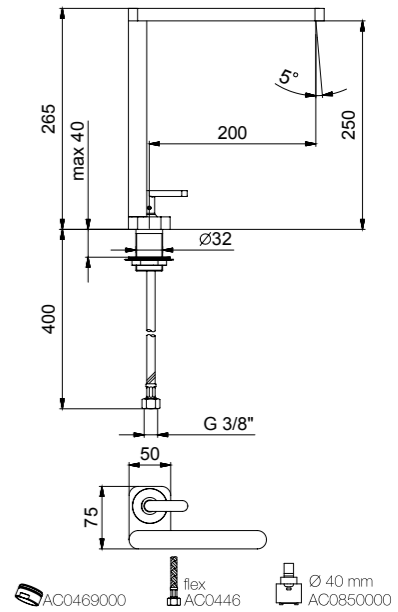
Miscelatore monocomando per lavello, canna orientabile a 360° e flessibili cm 37 3/8" F.

Single lever sink mixer swivel spout, with 3/8" F flex. hoses cm 37.

Mitigeur d'évier série avec bec mobile et flexibles d'alimentation cm 37 3/8" F.

EHM Stand-Spültischbatterie, mit schwenkbarem Auslauf und Anschlussschläuchen cm 37 3/8" F.

Mezclador monomando para fregadero, caño orientable 360° y tubos flexibles de 37 cm, 3/8" F.



.015 Cromo / Chrome / Chromé / Verchromt / Cromado

KE920301

BOX PCS. 6

Kg. 2,9



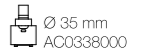
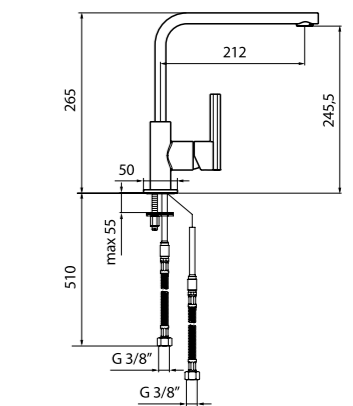
Miscelatore monocomando per lavello KEO, canna orientabile a 360° e flessibili cm 37 3/8" F.

KEO single lever sink mixer swivel spout, with 3/8" F flex. hoses cm 37.

Mitigeur d'évier série KEO avec bec mobile et flexibles d'alimentation cm 37 3/8" F.

EHM Stand-Spültischbatterie, Armaturensérie KEO, mit schwenkbarem Auslauf und flex. Anschlussschläuchen cm 37 3/8" F.

Mezclador monomando para fregadero KEO, caño orientable 360° y tubos flexibles de 37 cm, 3/8" F.



.015 Cromo / Chrome / Chromé / Verchromt / Cromado

KE920302

HB940301

BOX PCS. 6

Kg. 3,0



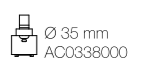
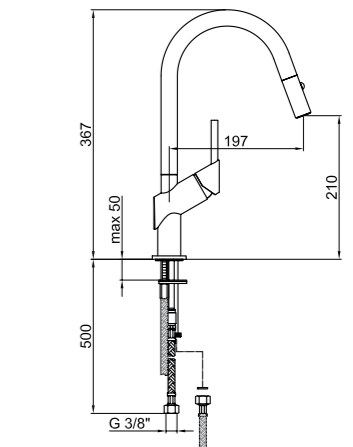
Miscelatore monocomando per lavello doccetta estraibile HABITAT con canna orientabile a 360° e flessibili cm 37 3/8" F.

HABITAT single lever sink mixer with pull-out spray, swivel spout, 3/8" F flex. hoses cm 37.

Mitigeur d'évier à mousseur extractible série HABITAT, bec mobile et flexibles d'alimentation cm 37 3/8" F.

EHM Stand-Spültischbatterie Armaturensérie HABITAT m/ Zugauslauf, schwenkbarem Auslauf, flex. Anschlussschläuchen cm. 37 3/8" F.

Mezclador monomando para fregadero HABITAT, ducha extraíble, con caño orientable 360° y tubos flexibles de 37 cm, 3/8" F.



.015 Cromo / Chrome / Chromé / Verchromt / Cromado

HB940302

AZ920301

BOX PCS. 6

Kg. 3,0



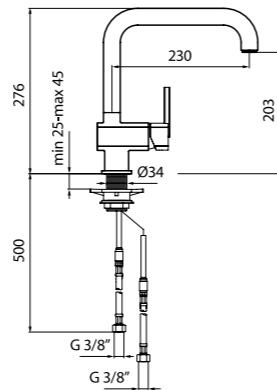
Miscelatore monocomando per lavello AZETA, canna orientabile a 360° e flessibili cm 37 3/8" F.

AZETA single lever sink mixer, swivel spout, with 3/8" F flex. hoses cm 37.

Mitigeur d'évier AZETA avec bec mobile et flexibles d'alimentation cm 37 3/8" F.

EHM Stand-Spültischbatterie AZETA, mit schwenkbarem Auslauf und flex. Anschlussschläuchen cm 37 3/8" F.

Mezclador monomando para fregadero AZETA, caño orientable 360° y tubos flexibles de 37 cm 3/8" F.



flex
AC0446

AC0480015

Ø 35 mm
AC0338000

AZ920302

.015 Cromo / Chrome / Chromé / Verchromt / Cromado

AZ940301

BOX PCS. 6

Kg. 3,8



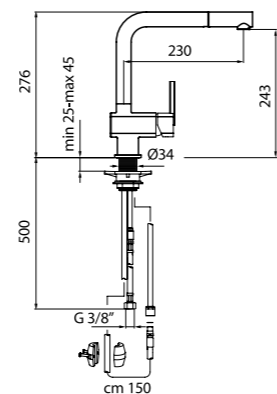
Miscelatore monocomando per lavello AZETA con doccia estraibile, bocca orientabile a 360° e flessibili cm 37 3/8" F.

AZETA single lever sink mixer with pull-out spray, with 3/8" F flex. hoses cm 37, swivel spout.

Mitigeur d'évier série AZETA avec bec mobile, douche extractible et flexibles d'alimentation cm 37 3/8" F.

EHM Stand-Spültischbatterie, Armaturensérie AZETA, mit Geschirrbrause, schwenkbarem Auslauf und flex. Anschlussschläuchen cm 37 3/8" F.

Mezclador monomando para fregadero AZETA con ducha extraíble, caño orientable 360° y tubos flexibles de 37 cm, 3/8" F.



flex
AC0446

AC0688015

flex per doccia
AC0399000

Ø 35 mm
AC0338000

AZ940302

.015 Cromo / Chrome / Chromé / Verchromt / Cromado

DO780101

BOX PCS. 8

Kg. 2,1



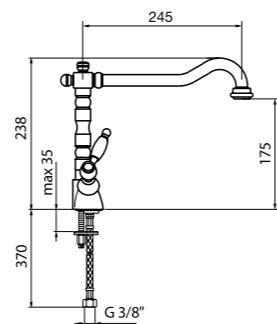
Monoforo due maniglie per lavello DORIAN, con canna orientabile stile antico a 360° e flessibili cm 37 3/8" F.

DORIAN sink mixer with old fashion swivel spout, 3/8" F flex. hoses cm 37.

Mélangeur d'évier rétro DORIAN avec bec mobile et flexibles d'alimentation cm 37 3/8" F.

Stand-Spültisch-Einlochbatterie DORIAN mit schwenkbarem waagerechtem Auslauf und flex. Anschlussschläuchen cm. 37 3/8" F.

Monoblock de dos manillas para fregadero DORIAN, con caño orientable 360°, estilo antiguo, tubos flexibles de 37 cm, 3/8" F.



flex
AC0446

AC0757015

AC0331000 (DX)
AC0332000 (SX)

DO780102

.015 Cromo / Chrome / Chromé / Verchromt / Cromado

.010 Oro / Gold / Doré / Gold / Oro

.065 Bronzato / Bronze / Bronze / Bronze / Bronze

DA920301

BOX PCS. 6

Kg. 2,9



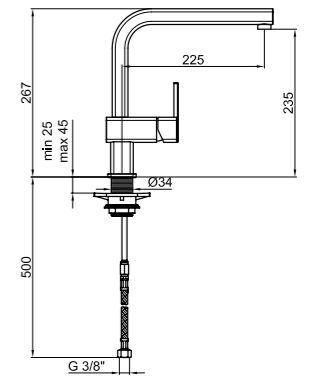
Miscelatore monocomando per lavello DADO, canna orientabile a 360° e flessibili cm 37 3/8" F.

DADO single lever sink mixer swivel spout, with 3/8" F flex. hoses cm 37.

Mitigeur d'évier série DADO avec bec mobile et flexibles d'alimentation cm 37 3/8" F.

EHM Stand-Spültischbatterie, Armaturensérie DADO, mit schwenkbarem Auslauf und flex. Anschlussschläuchen cm 37 3/8" F.

Mezclador monomando para fregadero DADO, caño orientable 360° y tubos flexibles de 37 cm, 3/8" F.



flex
AC0760

AC0721015

Ø 35 mm
AC0338000

DA920302

.015 Cromo / Chrome / Chromé / Verchromt / Cromado

DA940301

BOX PCS. 6

Kg. 3,6



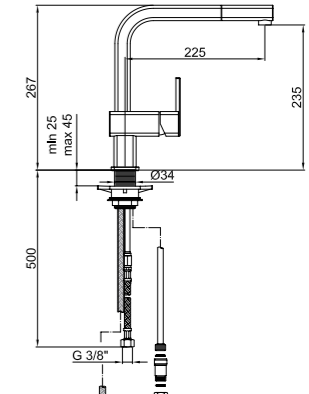
Miscelatore monocomando per lavello DADO con doccia estraibile, bocca orientabile a 360° e flessibili cm 37 3/8" F.

DADO single lever sink mixer with pull-out spray, with 3/8" F flex. hoses cm 37, swivel spout.

Mitigeur d'évier série DADO avec bec mobile, douche extractible et flexibles d'alimentation cm 37 3/8" F.

EHM Stand-Spültischbatterie, Armaturensérie DADO, mit Geschirrbrause, schwenkbarem Auslauf und flex. Anschlussschläuchen cm 37 3/8" F.

Mezclador monomando para fregadero DADO con ducha extraíble, caño orientable 360° y tubos flexibles de 37 cm, 3/8" F.



flex
AC0760

AC0721015

Ø 35 mm
AC0338000

DA940302

.015 Cromo / Chrome / Chromé / Verchromt / Cromado

VA920301

BOX PCS. 8

Kg. 2,2



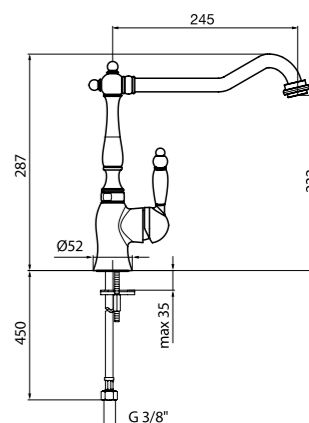
Miscelatore monocomando per lavello VALENTINO, canna orientabile a 360° e flessibili cm 50 3/8" F.

VALENTINO single lever sink mixer, swivel spout, with 3/8" F flex hoses cm 50.

Mitigeur d'évier VALENTINO avec bec mobile et flexibles d'alimentation cm 50 3/8" F.

EHM Stand-Spültischbatterie VALENTINO, mit schwenkbarem Auslauf und flex. Anschlussschläuchen cm. 50 3/8" F.

Monomando para fregadero VALENTINO, caño orientable 360° y tubos flexibles de 50 cm, 3/8" F.



flex
AC0447

AC0757015

Ø 35 mm
AC0338000

VA920302

.015 Cromo / Chrome / Chromé / Verchromt / Cromado

.010 Oro / Gold / Doré / Gold / Oro

.065 Bronzato / Bronze / Bronze / Bronze / Bronze

SN921401

BOX PCS. 4

Kg. 7,0



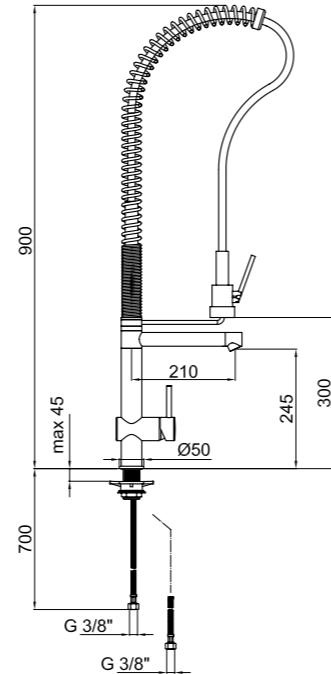
Miscelatore monocomando per lavello professionale SPRINGY con doccetta estraibile e flessibili cm 50 3/8" F. H 68 cm.

SPRINGY professional single lever sink mixer with pull-out-spray, swivel spout, 3/8" F flex. hoses cm 50 H 68 cm.

Mitigeur d'évier professionnel série SPRINGY avec douchette et flexibles d'alimentation cm 50 3/8" F. H 68 cm.

Professionelle EHM Stand-Spültischbatterie, Armaturensérie SPRINGY, mit Zugauslauf und flex. Anschlussschläuchen cm. 50 3/8" F. H 68 cm.

Monomando para fregadero profesional SPRINGY, con ducha extraíble y tubos flexibles de 50 cm, 3/8" F. H 68 cm.



SN921402

.015 Cromo / Chrome / Chromé / Verchromt / Cromado

flex AC0762

Ø 40 mm AC0370000

WD920701

BOX PCS. 8

Kg. 2,3



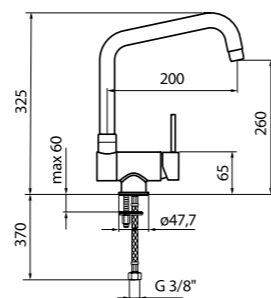
Miscelatore monocomando per lavello sottofinestra WINDOW, canna orientabile a 360° e flessibili cm 37 3/8" F.

Single lever sink mixer under-window WINDOW, swivel spout, with 3/8" F flex. hoses cm 37.

Mitigeur d'évier sous-fenêtre WINDOW avec bec mobile et flexibles d'alimentation cm 37 3/8" F.

EHM Stand-Spültischbatterie Unter-Fenster WINDOW, mit schwenkbarem Auslauf und flex. Anschlussschläuchen cm. 37 3/8" F.

Monomando para fregadero ubicado debajo de una ventana WINDOW, caño orientable 360° y tubos flexibles de 37 cm, 3/8" F.



WD920702

.015 Cromo / Chrome / Chromé / Verchromt / Cromado

flex AC0446

AC0461015 Ø 40 mm AC0370000

OM920601

BOX PCS. 4

Kg. 3,6



Design: Massimiliano Settimelli

OM920602

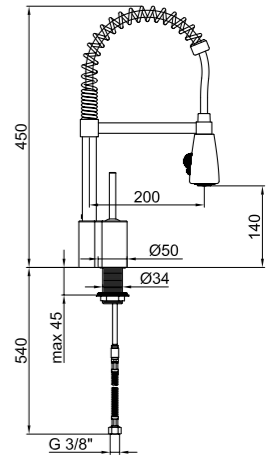
Miscelatore monocomando per lavello professionale OMEGA con doccetta estraibile e flessibili cm 37 3/8" F H 45 cm.

OMEGA professional single lever sink mixer with pull-out-spray, swivel spout, 3/8" F flex. hoses cm 37 H 45 cm.

Mitigeur d'évier professionnel série OMEGA avec douchette et flexibles d'alimentation cm 37 3/8" F H 45 cm.

Professionelle EHM Stand-Spültischbatterie, Armaturensérie OMEGA, mit Zugauslauf und flex. Anschlussschläuchen cm 37 3/8" F H 45 cm.

Monomando para fregadero profesional OMEGA, con extraíble y tubos flexibles de 37 cm, 3/8" F. H 45 cm.



flex per doccetta AC0377015

flex AC0446

Ø 35 mm AC0369000

CN920601

BOX PCS. 6

Kg. 3,2



CN920602

H 47 cm

.015 Cromo / Chrome / Chromé / Verchromt / Cromado

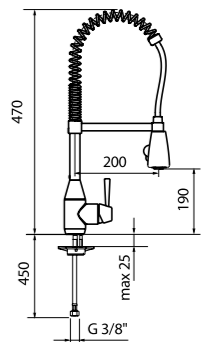
Miscelatore monocomando per lavello professionale CONIC con doccetta estraibile e flessibili cm 50 3/8" F H 47 cm.

CONIC professional single lever sink mixer with pull-out-spray, swivel spout, 3/8" F flex. hoses cm 50 H 47 cm.

Mitigeur d'évier professionnel série CONIC avec douchette et flexibles d'alimentation cm 50 3/8" F H 47 cm.

Professionelle EHM Stand-Spültischbatterie, Armaturensérie CONIC, mit Zugauslauf und flex. Anschlussschläuchen cm 50 3/8" F H 47 cm.

Monomando para fregadero profesional CONIC, con ducha extraíble y tubos flexibles de 50 cm, 3/8" F. H 47 cm.



flex per doccetta AC0377015

flex AC0453

Ø 40 mm AC0370000

BY920801

BOX PCS. 12

Kg. 2,3



BY920802

new

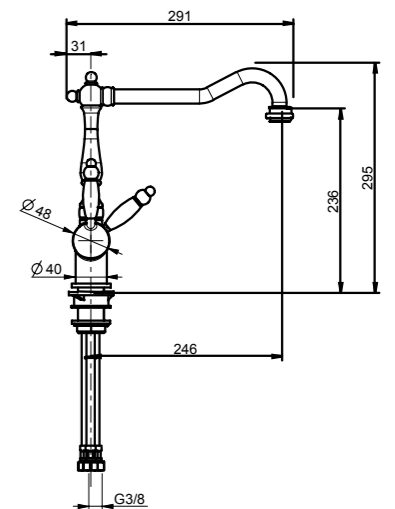
Monoforo lavello miscelatore con deviatore per acqua potabile BYBLOS.

BYBLOS single lever sink mixer with drinking water diverter.

Mitigeur d'évier BYBLOS avec inverseur pour eau potable.

Einhebelmischer Stand-Spültischbatterie BYBLOS mit Umstellung für Trinkwasser.

Monoblock para fregadero BYBLOS, mezclador con desviador para agua potable.



.015 Cromo / Chrome / Chromé / Verchromt / Cromado

.010 Oro / Gold / Doré / Gold / Oro

.065 Bronzato / Bronze / Bronze / Bronze / Bronze

flex AC0452

AC0936015

Ø 40 mm AC0370000

SX920101
BOX PCS. 12

Kg. 1,4

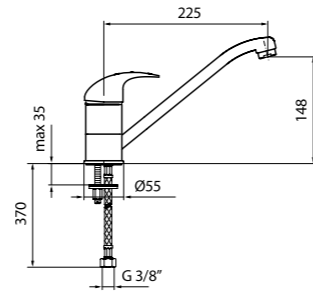
Miscelatore monocomando per lavello, canna orientabile a 360° e flessibili cm 37 3/8" F.

Single lever sink mixer, swivel spout, with 3/8" F flex. hoses cm 37.

Mitigeur d'évier avec bec mobile et flexibles d'alimentation cm 37 3/8" F.

EHM Stand-Spültischbatterie, mit schwenkbarem Auslauf und flex. Anschlussschläuchen cm 37 3/8" F.

Monomando para fregadero, caño orientable 360° y tubos flexibles de 37 cm, 3/8" F.



AC0462015



SX920102

.015 Cromo / Chrome / Chromé / Verchromt / Cromado

SX940101
BOX PCS. 12

Kg. 2,4

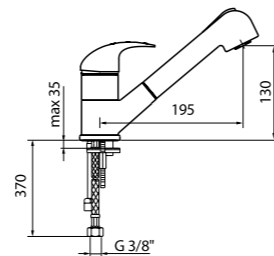
Miscelatore monocomando per lavello con doccia estraibile SAX, bocca orientabile a 360° e flessibili cm 37 3/8" F.

SAX single lever sink mixer with pull-out spray, swivel spout with 3/8" F flex. hoses cm 37.

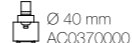
Mitigeur d'évier série SAX avec bec mobile, douche extractible double jet et flexibles d'alimentation cm 37 3/8" F.

EHM Stand-Spültischbatterie, Armaturensérie SAX, mit Zugauslauf, schwenkbarem Auslauf und flex. Anschlussschläuchen cm 37 3/8" F.

Monomando para fregadero con rociador extraíble SAX, caño orientable a 360° y tubos flexibles de 37 cm, 3/8" F.



AC0462015



SX940102

.015 Cromo / Chrome / Chromé / Verchromt / Cromado

SX920201
BOX PCS. 12

Kg. 1,8

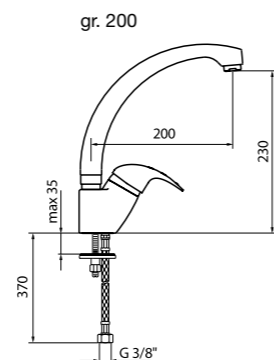
Miscelatore monocomando per lavello inclinato, bocca idroformata orientabile a 360° e flessibili cm 37 3/8" F.

Single lever sink mixer, goose neck and forged swivel spout, with 3/8" F flex. hoses cm 37.

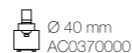
Mitigeur d'évier série avec bec mobile idroformé et flexibles d'alimentation cm 37 3/8" F.

EHM Stand-Spültischbatterie, Armaturensérie, mit schwenkbarem Auslauf und flex. Anschlussschläuchen cm. 37 3/8" F.

Monomando para fregadero inclinado, caño hidroformado orientable 360° y tubos flexibles de 37 cm, 3/8" F.



AC0462015



SX920202

.015 Cromo / Chrome / Chromé / Verchromt / Cromado

SP920101
BOX PCS. 12

Kg. 1,5

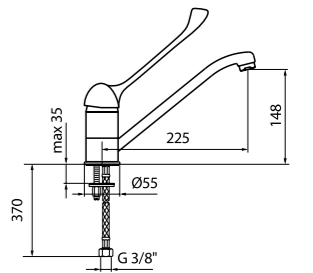
Miscelatore monocomando per lavello leva clinica SEMPLICE, canna orientabile a 360° e flessibili cm 37 3/8" F.

SEMPLICE single lever sink mixer sanitary lever, swivel spout, with 3/8" F flex. hoses cm 37.

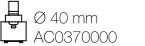
Mitigeur d'évier série SEMPLICE avec bec mobile, poignée clinique et flexibles d'alimentation cm 37 3/8" F.

EHM Stand-Spültischbatterie, Armaturensérie SEMPLICE, Klinik Hebel, mit schwenkbarem Auslauf und flex. Anschlussschläuchen cm. 37 3/8" F.

Mezclador monomando para fregadero SEMPLICE, manilla tipo clínica, caño orientable 360° y tubos flexibles de 37 cm, 3/8" F.



AC0462015



SP920102

.015 Cromo / Chrome / Chromé / Verchromt / Cromado

SX910101
BOX PCS. 12

Kg. 1,7

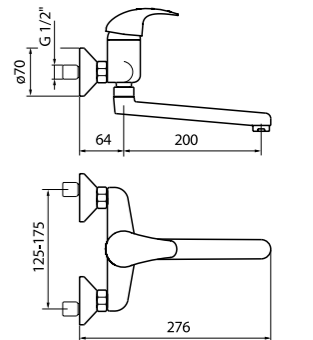
Miscelatore monocomando lavello a parete, bocca orientabile idroformata cm 20.

Wall mounted single lever sink mixer with forged swivel spout.

Mitigeur mural d'évier série avec bec idroformé mobile.

EHM Wand-Spültischbatterie Armaturensérie, mit schwenkbarem Auslauf.

Monomando fregadero de pared, caño hidroformado orientable de 20 cm.



AC0462015



SX910102

.015 Cromo / Chrome / Chromé / Verchromt / Cromado

YN920301
BOX PCS. 8

Kg. 1,9



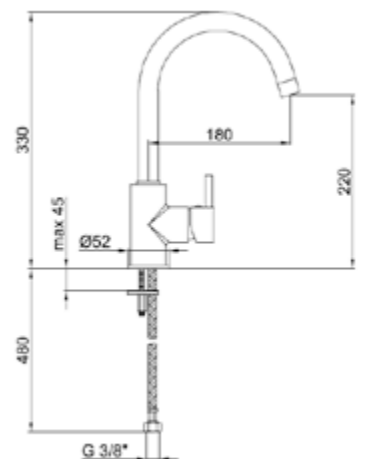
Miscelatore monocomando per lavello YEN, canna orientabile a 360° e flessibili cm 37 3/8" F.

Single lever sink mixer swivel spout YEN, with 3/8" F flex. hoses cm 37.

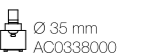
Mitigeur d'évier série avec bec mobile et flexibles YEN d'alimentation cm 37 3/8" F.

EHM Stand-Spültischbatterie, Armaturensérie YEN, mit schwenkbarem Auslauf und flex Anschlussschläuchen cm 37 3/8" F.

Monomando para fregadero YEN, caño orientable 360° y tubos flexibles de 37 cm, 3/8" F.



AC0459015



YN920302

.015 Cromo / Chrome / Chromé / Verchromt / Cromado

AM780301

BOX PCS. 8

Kg. 2,4



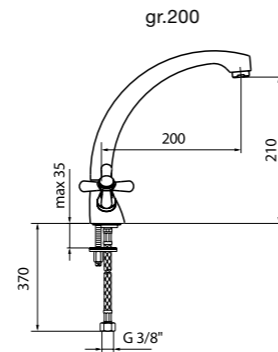
Monoforo due maniglie per lavello ARMONY, con bocca idroformata orientabile a 360° e flessibili cm 37 3/8" F.

ARMONY double control sink mixer, forged swivel spout with 3/8" F flex. hoses cm 37.

Mélangeur d'évier série ARMONY avec bec coulé mobile idroformée et flexibles d'alimentation cm 37 3/8" F.

Stand-Spültisch-Einlochbatterie, Armaturensérie Armony, mit schwenkbarem Auslauf und flex. Anschlussschläuchen cm 37 3/8" F.

Monoblock dos manillas para fregadero ARMONY con caño hidroformado orientable 360° y tubos flexibles cm 37 3/8" F.



flex
AC0446

AC0462015

AC0331000

AM780302

AM780101

BOX PCS. 8

Kg. 2,2



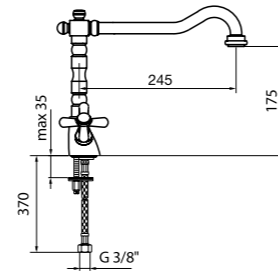
Monoforo due maniglie per lavello ARMONY, con canna orientabile stile antico a 360° e flessibili cm 37 3/8" F.

ARMONY double control sink mixer with old fashion swivel spout, 3/8" F flex. hoses cm 37.

Mélangeur d'évier rétro série ARMONY avec bec mobile et flexibles d'alimentation cm 37 3/8" F.

Stand-Spültisch-Einlochbatterie, Armaturensérie ARMONY, schwenkbarem waagrechttem Auslauf und flex. Anschlussschläuchen cm. 37 3/8" F.

Monoblock de dos manillas para fregadero ARMONY, con caño orientable 360°, estilo antiguo, tubos flexibles de 37 cm, 3/8" F.



flex
AC0446

AC0757015

AC0331000

AM780102

AM770101

BOX PCS. 12

Kg. 1,2



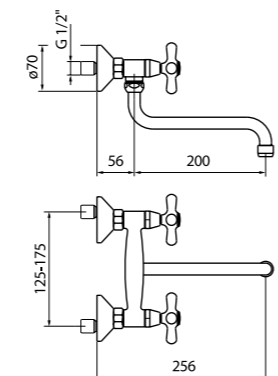
Lavello a parete ARMONY, con canna orientabile cm 20.

ARMONY wall mounted double control sink mixer with swivel spout 20 cm.

Mélangeur mural d'évier série ARMONY avec bec mobile de 20 cm.

Wand-Spültischbatterie, Armaturensérie ARMONY, mit schwenkbarem Auslauf, 20 cm.

Fregadero de pared ARMONY, con caño orientable de 20 cm.



AC0461015

AC0331000

MT780101

BOX PCS. 12

Kg.1,2



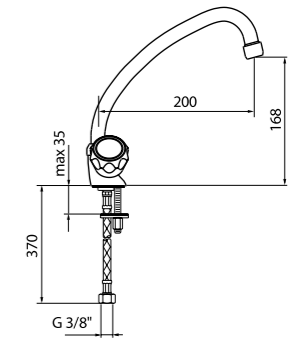
Monoforo due maniglie per lavello MALTA con canna orientabile a 360° e flessibili cm 37 3/8" F.

MALTA double control sink mixer, swivel spout with 3/8" F flex. hoses cm 37.

Mélangeur d'évier série MALTA avec bec mobile et flexibles d'alimentation cm 37 3/8" F.

Stand-Spültisch-Einlochbatterie Armaturensérie MALTA, mit schwenkbarem Auslauf und flex. Anschlussschläuchen cm 37 3/8" F.

Monoblock dos manillas para fregadero MALTA con caño orientable 360° y tubos flexibles cm 37 3/8" F.



flex
AC0446

AC0461015

AC0390000

MT780102

MT770101

BOX PCS. 12

Kg. 1,1



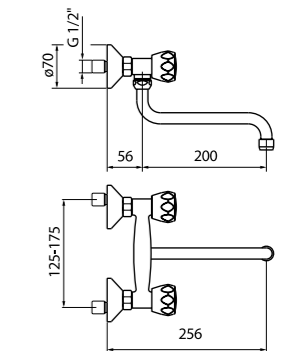
Lavello a parete MALTA, con canna orientabile cm 20.

MALTA wall mounted double control sink mixer with swivel spout 20 cm.

Mélangeur mural d'évier série MALTA avec bec mobile de 20 cm.

Wand-Spültischbatterie, Armaturensérie MALTA, mit schwenkbarem Auslauf 20 cm.

Fregadero de pared MALTA, con caño orientable de 20 cm.




AC0461015

AC0461015

AC0390000

accessories



bocche




supporti



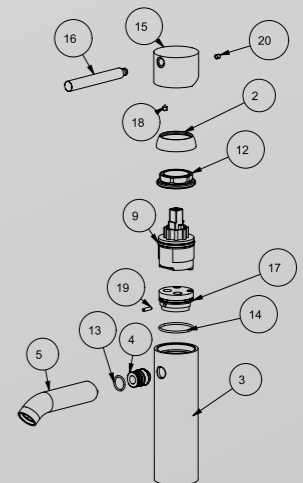
sottolavabi



sifoni



prolunghe

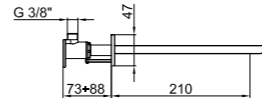


ricambi

AC0324
BOX PCS. 12



Bocca d'erogazione senza deviatore per vasca incasso.
Spout for concealed bath mixer.
Bec pour mitigeur bain/douche encastré.
Gussauslauf für Unterputz-Badebatterie.
Boca de erogación sin desviador para bañera empotrable.

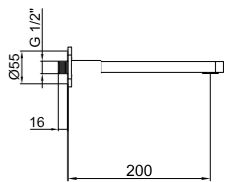


- .015 Cromo / Chrome / Chromé / Verchromt / Cromado
- .564 ZNero Opaco-Cromo / Matt Black-Chrom Noir / Mat-Chromé / Schwarz Matt-Chrom / Negro Mate-Cromado

AC0944
BOX PCS. 12



Bocca d'erogazione senza deviatore per vasca incasso.
Spout for concealed bath mixer.
Bec pour mitigeur bain/douche encastré.
Gussauslauf für Unterputz-Badebatterie.
Boca de erogación sin desviador para bañera empotrable

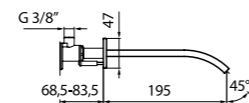


- .015 Cromo / Chrome / Chromé / Verchromt / Cromado

AC0323
BOX PCS. 12



Bocca d'erogazione senza deviatore per vasca incasso.
Spout for concealed bath mixer.
Bec pour mitigeur bain/douche encastré.
Gussauslauf für Unterputz-Badebatterie.
Boca de erogación sin desviador para bañera empotrable.



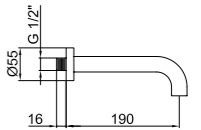
- .015 Cromo / Chrome / Chromé / Verchromt / Cromado

AC0371
BOX PCS. 12



Bocca d'erogazione senza deviatore per vasca incasso; attacco da 1/2".

Spout for concealed bath mixer, 1/2" connection.
Bec pour mitigeur bain/douche encastré, attache 1/2".
Gussauslauf für Unterputz-Badebatterie, 1/2" Anschluss.
Boca de erogación sin desviador para bañera empotrable; conexión 1/2".

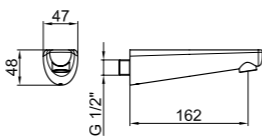


- .015 Cromo / Chrome / Chromé / Verchromt / Cromado

AC0319
BOX PCS. 12



Bocca d'erogazione senza deviatore per vasca incasso; attacco da 1/2".
Spout for concealed bath mixer, 1/2" connection.
Bec pour mitigeur bain/douche encastré, attache 1/2".
Gussauslauf für Unterputz-Badebatterie, 1/2" Anschluss.
Boca de erogación sin desviador para bañera empotrable; conexión 1/2".



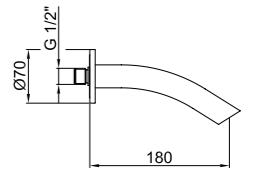
- .015 Cromo / Chrome / Chromé / Verchromt / Cromado
- .844 Bianco Lucido-Cromo / Shiny White Chrome / Blanc Brillant-Chromé / Glänzend Weiss-Chrom / Blanco Brillante-Cromado

AC0869
BOX PCS. 12



Bocca d'erogazione senza deviatore per vasca incasso; attacco da 1/2".

Spout for concealed bath mixer, 1/2" connection.
Bec pour mitigeur bain/douche encastré, attache 1/2".
Gussauslauf für Unterputz-Badebatterie, 1/2" Anschluss.
Boca de erogación sin desviador para bañera empotrable; conexión 1/2".

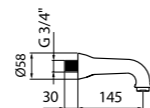


- .015 Cromo / Chrome / Chromé / Verchromt / Cromado
- .844 Bianco Lucido-Cromo / Shiny White Chrome / Blanc Brillant-Chromé / Glänzend Weiss-Chrom / Blanco Brillante-Cromado

AC0402
BOX PCS. 16



Bocca d'erogazione senza deviatore per vasca incasso; attacco da 3/4".
Spout for concealed bath mixer, 3/4" connection.
Bec pour mitigeur bain/douche encastré, attache 3/4".
Gussauslauf für Unterputz-Badebatterie, 3/4" Anschluss.
Boca de erogación sin desviador para bañera empotrable; conexión 3/4".

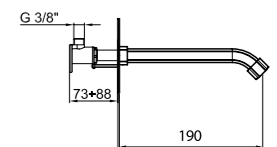


- .015 Cromo / Chrome / Chromé / Verchromt / Cromado
- .017 Cromo-oro / Chrome-gold / Chromé-or / Chrom-gold / Cromo-oro
- .065 Bronzato / Bronze / Bronze / Bronze / Bronce

AC0945
BOX PCS. 12



Bocca d'erogazione senza deviatore per vasca incasso.
Spout for concealed bath mixer.
Bec pour mitigeur bain/douche encastré.
Gussauslauf für Unterputz-Badebatterie.
Boca de erogación sin desviador para bañera empotrable



- .015 Cromo / Chrome / Chromé / Verchromt / Cromado

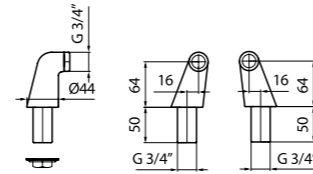
AC0042
BOX PCS. 12**Supporti per bordo vasca attacco da 3/4" h. 64.**

Legs for deck mounted bath mixer set 3/4" h. 64.

Couple raccords colonnettes 3/4" h. 64.

Halierungen für Wannenrandarmatur 3/4" h. 64.

Soportes para borde de bañera, conexión de 3/4" h. 64.

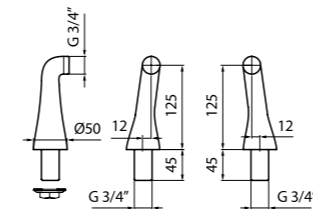
.015 Cromo / Chrome / Chromé / Verchromt / Cromado**.010** Oro / Gold / Doré / Gold / Oro**.065** Bronzato / Bronze / Bronze / Bronze / Bronze**AC0043**
BOX PCS. 12**Supporti per bordo vasca attacco da 3/4" h. 125.**

Legs for deck mounted bath mixer set 3/4" h. 125.

Couple raccords colonnettes 3/4" h. 125.

Halierungen für Wannenrandarmatur 3/4" h. 125.

Soportes para borde de bañera, conexión de 3/4" h. 125.

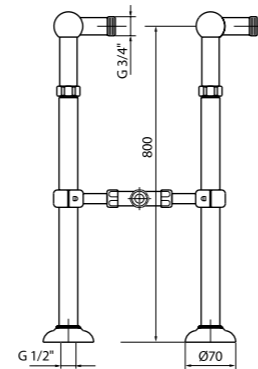
.015 Cromo / Chrome / Chromé / Verchromt / Cromado**.010** Oro / Gold / Doré / Gold / Oro**.065** Bronzato / Bronze / Bronze / Bronze / Bronze**AC0044**
BOX PCS. 1**Supporti a pavimento per gruppo vasca esterno.**

Floor connections for bath mixer.

Raccords sur pieds pour bain/douche.

Standverschraubungen für Badebatterie.

Columnas de toma de agua al pavimento.

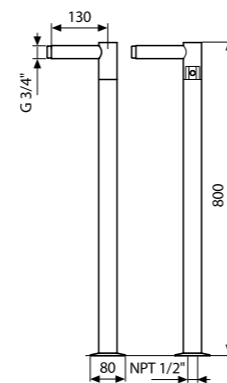
.015 Cromo / Chrome / Chromé / Verchromt / Cromado**.010** Oro / Gold / Doré / Gold / Oro**.065** Bronzato / Bronze / Bronze / Bronze / Bronze**AC0045**
BOX PCS. 1**Supporti a pavimento per gruppo vasca esterno.**

Floor connections for bath mixer.

Raccords sur pieds pour bain/douche.

Standverschraubungen für Badebatterie.

Columnas de toma de agua al pavimento.

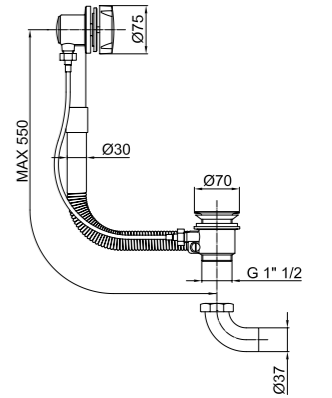
.015 Cromo / Chrome / Chromé / Verchromt / Cromado**AC0033**
BOX PCS. 6**Colonna di scarico per vasca automatica con calotta e curva.**

Pop-up bath tube waste with tail.

Vidage automatique à câble pour baignoire.

Ab- und Überlaufgarnitur für Badewanne.

Desagüe bañera con desagüe automático.

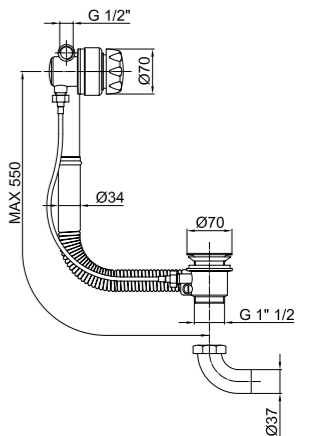
.015 Cromo / Chrome / Chromé / Verchromt / Cromado**.010** Oro / Gold / Doré / Gold / Oro**.065** Bronzato / Bronze / Bronze / Bronze / Bronze**AC0034**
BOX PCS. 6**Colonna di scarico per vasca automatica con erogazione dal troppo pieno e curva.**

Pop-up bath tube waste with overflow.

Vidage automatique à câble pour baignoire avec trop-plein.

Ab- und Überlaufgarnitur für Badewanne mit Tropfflächenablauf.

Desagüe bañera con llenado en el rebosadero y desagüe automático.

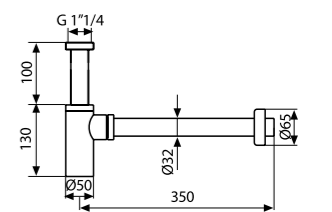
.015 Cromo / Chrome / Chromé / Verchromt / Cromado**.010** Oro / Gold / Doré / Gold / Oro**.065** Bronzato / Bronze / Bronze / Bronze / Bronze**AC0020**
BOX PCS. 12**Sifone a bottiglia tubolare 1"1/4.**

Minimalist bottle siphon 1"1/4.

Siphon tubulaire 1"1/4.

Flaschensifon 1"1/4.

Sifón de 1"1/4.

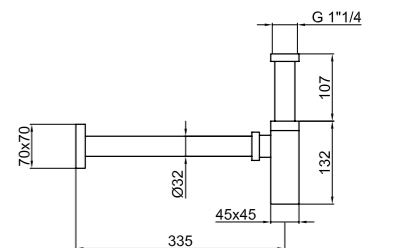
.015 Cromo / Chrome / Chromé / Verchromt / Cromado**AC0404**
BOX PCS. 10**Sifone a bottiglia quadro 1"1/4.**

Minimalist bottle siphon 1"1/4.

Siphon 1"1/4.

Flaschensifon 1"1/4.

Sifón de 1"1/4.

.015 Cromo / Chrome / Chromé / Verchromt / Cromado

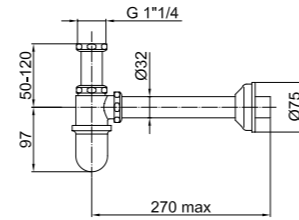
AC00021
BOX PCS. 12**Sifone a bottiglia da 1" 1/4 regolabile.**

Adjustable bottle siphon 1" 1/4.

Siphon 1" 1/4 avec tube de réglage.

Flaschensifon 1" 1/4".

Sifón de 1" 1/4 regulable.



- .015 Cromo / Chrome / Chromé / Verchromt / Cromado
- .010 Oro / Gold / Doré / Gold / Oro
- .065 Bronzato / Bronze / Bronze / Bronze / Bronze

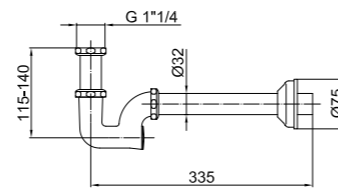
AC00022
BOX PCS. 12**Sifone tipo "K" da 1"1/4 con ispezione.**

"K" siphon 1"1/4 with inspection.

Siphon type "K" 1"1/4 avec bouchon de visite.

"K" Röhrensifon 1"1/4.

Sifón a "K" de 1"1/4 con abertura.



- .015 Cromo / Chrome / Chromé / Verchromt / Cromado
- .010 Oro / Gold / Doré / Gold / Oro
- .065 Bronzato / Bronze / Bronze / Bronze / Bronze

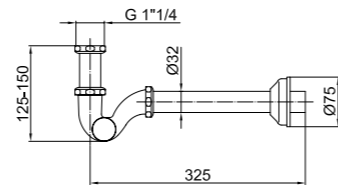

AC00023
BOX PCS. 12**Sifone a "S" da 1"1/4 con ispezione laterale.**

"S" siphon 1" 1/4 side inspection.

Siphon "S" 1"1/4 avec bouchon de visite.

"S" Röhrensifon 1"1/4.

Sifón a "S" de 1"1/4 con abertura lateral.



- .015 Cromo / Chrome / Chromé / Verchromt / Cromado
- .010 Oro / Gold / Doré / Gold / Oro
- .065 Bronzato / Bronze / Bronze / Bronze / Bronze

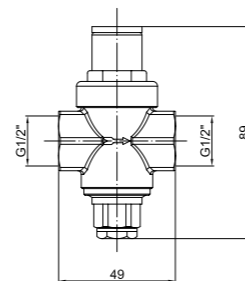
AC0110
BOX PCS. 12**Riduttore di pressione 1/2" PN 16.**

Reducing valve 1/2" PN 16.

Réducteur de pression 1/2" PN 16.

Druckverminderer 1/2" PN 1.

Reductor de presión.



- .000 Neutro / neutral / neutre / neutral / neutral

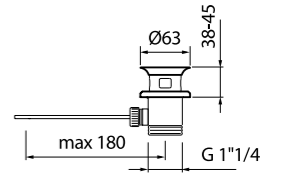
AC0406
BOX PCS. 12**Scarico da 1"1/4 per lavabo e bidet.**

1"1/4 Pop-up waste for washbasin and bidet mixer.

Garniture de vidage 1"1/4 pour lavabo et bidet.

Ablaufgarnitur 1"1/4 für Waschtisch-und Bidetbatterie.

Desagüe de 1"1/4 para lavabo y bidet.



- .015 Cromo / Chrome / Chromé / Verchromt / Cromado
- .010 Oro / Gold / Doré / Gold / Oro
- .025 Bianco / white / blanc / weiss / blanco
- .065 Bronzato / Bronze / Bronze / Bronze / Bronze

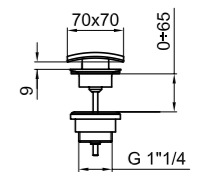
AC0716
BOX PCS. 12**Scarico automatico (up & down) tappo quadrato con troppo pieno 1"1/4.**

1"1/4 up & down automatic pop up waste, square plug with overflow.

Vidage automatique 1"1/4 up & down, bonde carrée avec trop-plein.

Ablaufventil 1"1/4 up & down, viereckiger Stopfen mit Überlauf.

Válvula click-clack con tapón cuadrado con llenado en el rebosadero 1"1/4.



- .015 Cromo / Chrome / Chromé / Verchromt / Cromado

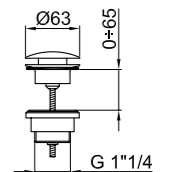
AC0405
BOX PCS. 12**Scarico automatico (up & down) con troppo pieno 1"1/4.**

1"1/4 "Up & down" automatic pop-up waste with overflow.

Vidage automatique 1"1/4 "Up & down" avec trop-plein.

Ablaufventil "Up & Down" 1"1/4 mit Ueberlauf.

válvula click-clack con rebosadero de 1"1/4.



- .015 Cromo / Chrome / Chromé / Verchromt / Cromado
- .010 Oro / Gold / Doré / Gold / Oro

AC0026
BOX PCS. 16**Copriforo per lavabo e bidet Ø 50.**

Plug for washbasin and bidet mixer Ø 50.

Rosace cache-trou pour lavabo et bidet Ø 50.

Deckrosette für Waschtisch und Bidetbatterie Ø 50.

Cubreorificio para lavabo y bidet Ø 50.



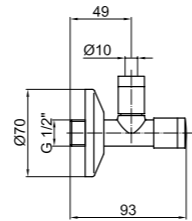
- .015 Cromo / Chrome / Chromé / Verchromt / Cromado

AC0032
BOX PCS. 6



Rubinetto sottolavabo con filtro.

Angle tap with filter.
Robinet à filtre sous lavabo.
Eckventil mit filter.
Llave escuadra con filtro.



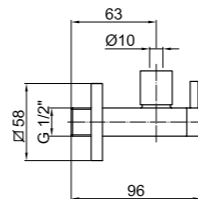
.015 Cromo / Chrome / Chromé / Verchromt / Cromado

AC0118
BOX PCS. 6



Rubinetto sottolavabo con filtro.

Angle tap with filter.
Robinet à filtre sous lavabo.
Eckventil mit filter.
Llave escuadra con filtro.



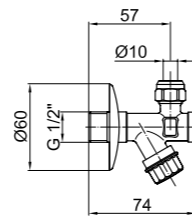
.015 Cromo / Chrome / Chromé / Verchromt / Cromado

AC0028
BOX PCS. 12



Rubinetto con filtro sottolavabo.

Angle tap with filter.
Robinet à filtre sous lavabo.
Eckventil mit Filter.
Llave escuadra con filtro.



.015 Cromo / Chrome / Chromé / Verchromt / Cromado

.010 Oro / Gold / Doré / Gold / Oro

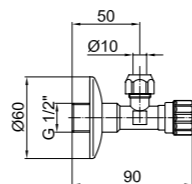
.065 Bronzato / Bronze / Bronze / Bronze / Bronze

AC0029
BOX PCS. 12



Rubinetto sottolavabo.

Angle tap.
Robinet sous lavabo.
Eckventil.
Llave escuadra.




.015 Cromo / Chrome / Chromé / Verchromt / Cromado

.010 Oro / Gold / Doré / Gold / Oro

.065 Bronzato / Bronze / Bronze / Bronze / Bronze

AC0407
BOX PCS. 12




KIT prolunga doccia incasso Ø 40.

Extension for concealed shower mixer Ø 40.
Rallonge pour mitigeur de douche encastré cartouche Ø 40.
Verlängerung zu Unterputz-Brausebatterie Ø 40.
Prolongación para mezclador monomando empotrado ducha Ø 40.

.015 Cromo / Chrome / Chromé / Verchromt / Cromado

AC0408
BOX PCS. 12




KIT prolunga doccia incasso Ø 35.

Extension for concealed shower mixer Ø 35.
Rallonge pour mitigeur de douche encastré cartouche Ø 35.
Verlängerung zu Unterputz-Brausebatterie Ø 35.
Prolongación para mezclador monomando empotrado ducha Ø 35.

.015 Cromo / Chrome / Chromé / Verchromt / Cromado

AC0938
BOX PCS. 12



KIT prolunga doccia incasso Ø 35 ARIA-LOTHO-YPSILON.

Extension for concealed shower mixer Ø 35 ARIA-LOTHO-YPSILON.
Rallonge pour mitigeur de douche encastré cartouche Ø 35 ARIA-LOTHO-YPSILON.
Verlängerung zu Unterputz-Brausebatterie Ø 35 ARIA-LOTHO-YPSILON.
Prolongación para mezclador monomando empotrado ducha Ø 35 ARIA-LOTHO-YPSILON.

.015 Cromo / Chrome / Chromé / Verchromt / Cromado

AC0409
BOX PCS. 12



Prolunga completa per rubinetto incasso.


Extension for stop cock tap.
Rallonge pour robinet à encastrer.
Verlängerung zu Unterputzventil.
Prolongación completa para grifo empotrado.

(no karešina)

.000 Neutro / neutral / neutre / neutral / neutral

AC0714

BOX PCS. 12

 Kg. 0,4



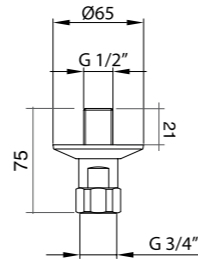
Raccordo diritto 1/2\"/>

Straight Connection 1/2\"/>

Ballofix 1/2\"/>

Raccord droit d'arrêt 1/2\"/>


Excéntrica 1/2\"/>



.015 Cromo / Chrome / Chromé / Verchromt / Cromado

AC0715

BOX PCS. 12

 Kg. 0,4



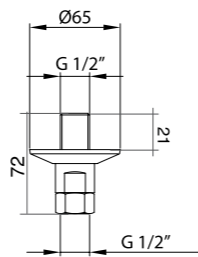
Raccordo diritto 1/2\"/>

Straight Connection 1/2\"/>

Ballofix 1/2\"/>

Raccord droit d'arrêt 1/2\"/>

Excéntrica 1/2\"/>



.015 Cromo / Chrome / Chromé / Verchromt / Cromado

AC0418

Eccentrico completo standard.

Complete standard S-connection with cover plate.

Rosace complete standard.

Kompletter standard S-Anschluss mit Rosette.

Excéntrica standard.

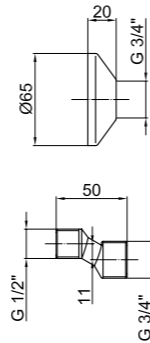


.015 Cromo / Chrome / Chromé / Verchromt / Cromado

.010 Oro / Gold / Doré / Gold / Oro

.025 Bianco / white / blanc / weiss / blanco

.065 Bronzato / Bronze / Bronze / Bronze / Bronze



AC0419

Eccentrico completo SUPERIOR.

Complete S-connection with cover plate SUPERIOR.

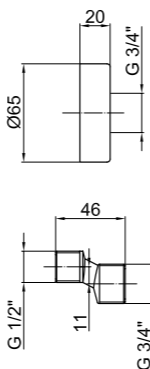
Rosace complete SUPERIOR.

Kompletter S-Anschluss mit Rosette SUPERIOR.

Excéntrica SUPERIOR.



.015 Cromo / Chrome / Chromé / Verchromt / Cromado



AC0421

Eccentrico completo OTTOCENTO-KARENINA-ALEXANDRA-DORIAN.

Complete S-connection with cover plate OTTOCENTO-KARENINA-ALEXANDRA-DORIAN.

Rosace complete OTTOCENTO-KARENINA-ALEXANDRA-DORIAN.

Kompletter S-Anschluss mit Rosette OTTOCENTO-KARENINA-ALEXANDRA-DORIAN.

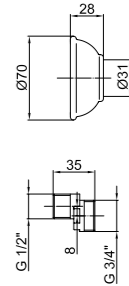
Excéntrica OTTOCENTO-KARENINA-ALEXANDRA-DORIAN.



.015 Cromo / Chrome / Chromé / Verchromt / Cromado

.010 Oro / Gold / Doré / Gold / Oro

.065 Bronzato / Bronze / Bronze / Bronze / Bronze



AC0422

Eccentrico completo FLAUTO.

Complete S-connection with cover plate FLAUTO.

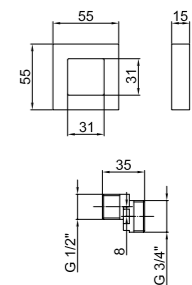
Rosace complete FLAUTO.

Kompletter S-Anschluss mit Rosette FLAUTO.

Excéntrica FLAUTO.



.015 Cromo / Chrome / Chromé / Verchromt / Cromado



AC0838

Doccetta per cucina

Pull-down spray.

Douchette pour mitigeur d'évier.

Geschirbrause.

Rociador para cocina.



.015 Cromo / Chrome / Chromé / Verchromt / Cromado

AC0435

Doccetta per cucina

Pull-out spray.

Douchette pour mitigeur d'évier.

Geschirbrause.

Rociador para cocina.



.015 Cromo / Chrome / Chromé / Verchromt / Cromado

AC0386

Flessibile in ottone cm 150 attacco conico da 1/2" F. per doccetta cucina.

Metal brass hose cm 150 conic 1/2" F. for kitchen taps.

Flexible métallique cm 150, écrou conique 1/2" F. pour douchette cuisine.

Metall-Brauseschlauch cm. 150 Konus 1/2" F. für Küchenarmaturen.

Tubo flexible de latón, longitud 150 cm, conexión cónica de 1/2" F. para rociador de cocina.



.015 Cromo / Chrome / Chromé / Verchromt / Cromado

AC0444

Flessibile in nylon cm 150 attacco conico da 1/2" F. per doccetta cucina.

Nylon hose cm 150 conic 1/2" F. for kitchen taps.

Flexible en nylon cm 150, écrou conique 1/2" F. pour douchette cuisine.

Kunststoff-Brauseschlauch cm 150 Konus 1/2" F. für Küchenarmaturen.

Tubo flexible de nylon, longitud 150 cm, conexión cónica de 1/2" F. para rociador de cocina.



.115 Nero, black, noir, schwarz, negro

AC0445

Tubetto di rame Ø 10 cm 35 M10x1.

Copper pipe Ø 10 cm 35 M10x1.

Tube cuivre Ø 10 cm 35 M10x1.

Kupferrohr Ø 10 cm. 35 M10x1.

Tubo de cobre, Ø 10, longitud 35 cm, M10x1.

.015 Cromo / Chrome / Chromé / Verchromt / Cromado

.010 Oro / Gold / Doré / Gold / Oro

.065 Bronzato / Bronze / Bronze / Bronze / Bronze



AC0446

Flex in acciaio inox cm 37; attacco da 3/8" F. -M10x1 DN6 completo di guarnizione.

3/8" F. Flexible hose cm 37, -M10x1 DN6.

Flexible d'alimentation cm 37, 3/8" F. -M 10x1, DN6.

Flex. Anschlussschlauch cm 37, 3/8" F. -M10x1 DN6.

Tubo flexible de acero inoxidable, longitud 37 cm, de 3/8" F. -M10x1 DN6 con junta.

CM37 AC0446000

CM50 AC0447000

CM70 AC0448000



AC0449

Flex in acciaio inox cm 37; attacco da 1/2" F. -M10x1 DN6 completo di guarnizione.

1/2" F. Flexible hose cm 37, -M10x1 DN6.

Flexible d'alimentation cm 37, 1/2" F. -M 10x1, DN6.

Flex. Anschlussschlauch cm 37, 1/2" F. -M10x1 DN6.

Tubo flexible de acero inoxidable, longitud 37 cm, de 1/2" F. -M10x1 DN6 con junta.

CM37 AC0449000

CM50 AC0450000

CM70 AC0451000



AC0452

Flex in acciaio inox cm 37; attacco da 3/8" F. -M 8x1 DN6 completo di guarnizione.

3/8" F Flex. hose cm 37 -M 8x1 DN6.

Flexible d'alimentation cm 37 3/8" F.-M 8x1 DN6.

3/8" Flex. Anschlussschlauch cm. 37 M 8x1 DN6.

Tubo flexible de acero inoxidable, longitud 37 cm, de 3/8" F.-M 8x1 DN6 con junta.

CM37 AC0452000

CM50 AC0453000

CM70 AC0454000



AC0455

Flex in acciaio inox cm 37; attacco da 1/2" F. -M 8x1 DN6 completo di guarnizione.

1/2" F Flexible hose cm 37 -M 8x1 DN6.

Flexible d'alimentation cm 37 1/2" F. -M 8x1 DN6.

1/2" F Flex. Anschlussschlauch cm 37 -M 8x1 DN6.

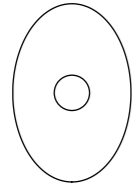
Tubo flexible de acero inoxidable, longitud 37 cm de 1/2" F. -M 8x1 DN6 con junta.

CM37 AC0455000

CM50 AC0456000

CM70 AC0457000



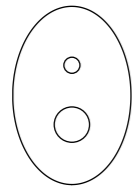
AC0342**Parte esterna per monocomando doccia incasso.**

External part for concealed single lever shower mixer.

Partie extérieure pour mitigeur de douche encastré.

Ausserteil für Einhebelmischer Unterputz-Brausebatterie.

Parte exteriora para monomando empotrable para ducha.

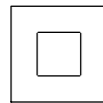
Aria**.015** Cromo / Chrome / Chromé / Verchromt / Cromado**.844** Bianco lucido-cromo / Shiny white chrome / Blanc brillant-chromé / Glänzend Weiss-chrom / Blanco brillante-cromado**AC0341****Parte esterna per monocomando vasca incasso.**

External part for concealed single lever bath mixer.

Partie extérieure pour mitigeur de bain-douche encastré.

Ausserteil für Einhebelmischer Unterputz-Badebatterie.

Parte exteriora para monomando empotrable para bañera.

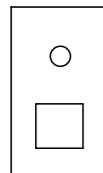
Aria**.015** Cromo / Chrome / Chromé / Verchromt / Cromado**.844** Bianco lucido-cromo / Shiny white chrome / Blanc brillant-chromé / Glänzend Weiss-chrom / Blanco brillante-cromado**AC0327****Parte esterna per monocomando doccia incasso.**

External part for concealed single lever shower mixer.

Partie extérieure pour mitigeur de douche encastré.

Ausserteil für Einhebelmischer Unterputz-Brausebatterie.

Parte exteriora para monomando empotrable para ducha.

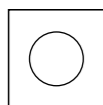
Wolo**.015** Cromo / Chrome / Chromé / Verchromt / Cromado € 58,00**.564** Nero opaco-cromo / Matt black-chrome / Noir mat-chromé / Matt schwarz-chrom / Negro mate cromado € 63,00**AC0328****Parte esterna per monocomando vasca incasso.**

External part for concealed single lever bath mixer.

Partie extérieure pour mitigeur de bain-douche encastré.

Ausserteil für Einhebelmischer Unterputz-Badebatterie.

Parte exteriora para monomando empotrable para bañera.

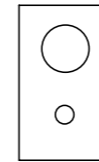
Wolo**.015** Cromo / Chrome / Chromé / Verchromt / Cromado**.564** Nero opaco-cromo / Matt black-chrome / Noir mat-chromé / Matt schwarz-chrom / Negro mate cromado**AC0359****Parte esterna per monocomando doccia incasso.**

External part for concealed single lever shower mixer.

Partie extérieure pour mitigeur de douche encastré.

Ausserteil für Einhebelmischer Unterputz-Brausebatterie.

Parte exteriora para monomando empotrable para ducha.

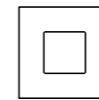
Flauto - Azeta Evolution**.015** Cromo / Chrome / Chromé / Verchromt / Cromado**AC0701****Parte esterna per monocomando vasca incasso.**

External part for concealed single lever bath mixer.

Partie extérieure pour mitigeur de bain-douche encastré.

Ausserteil für Einhebelmischer Unterputz-Badebatterie.

Parte exteriora para monomando empotrable para bañera.

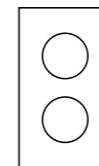
Flauto**.015** Cromo / Chrome / Chromé / Verchromt / Cromado**AC0388****Parte esterna per deviatore incasso completo, 3 vie.**

External part for concealed 3 ways diverter.

Partie extérieure pour Inverseur 3 voies encastré.

Ausserteil für Unterputz 3-Weg Umsteller.

Parte exteriora para desviador de 3 vias empotrable.

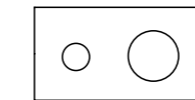
Flauto - Wolo**.015** Cromo / Chrome / Chromé / Verchromt / Cromado**.564** Nero opaco-cromo / Matt black-chrome / Noir mat-chromé / Matt schwarz-chrom / Negro mate cromado**AC0357****Parte esterna per monocomando vasca incasso.**

External part for concealed single lever bath mixer.

Partie extérieure pour mitigeur de bain-douche encastré.

Ausserteil für Einhebelmischer Unterputz-Badebatterie.

Parte exteriora para monomando empotrable para bañera.

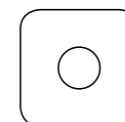
Azeta Evolution - Elio**.015** Cromo / Chrome / Chromé / Verchromt / Cromado**AC0356****Parte esterna per monocomando per lavabo incasso.**

External part for concealed single lever washbasin mixer.

Partie extérieure pour mitigeur de lavabo à encastrer, encastré.

Ausserteil für Einhebelmischer Unterputz-Waschtischbatterie.

Parte exteriora Monomando empotrable para lavabo de pared.

Azeta Evolution - Elio**.015** Cromo / Chrome / Chromé / Verchromt / Cromado**AC0857****Parte esterna per monocomando doccia incasso.**

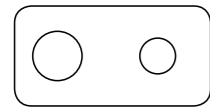
External part for concealed single lever shower mixer.

Partie extérieure pour mitigeur de douche encastré.

Ausserteil für Einhebelmischer Unterputz-Brausebatterie.

Parte exteriora para monomando empotrable para ducha.

Living**.015** Cromo / Chrome / Chromé / Verchromt / Cromado

AC0858

Parte esterna per monocomando vasca incasso.

External part for concealed single lever bath mixer.

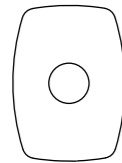
Partie extérieure pour mitigeur de bain-douche encastré.

Ausserteil für Einhebelmischer Unterputz-Badebatterie.

Parte exteriora para monomando empotrable para bañera.

Living

.015 Cromo / Chrome / Chromé / Verchromt / Cromado

AC0363

Parte esterna per monocomando doccia incasso.

External part for concealed single lever shower mixer.

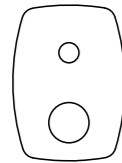
Partie extérieure pour mitigeur de douche encastré.

Ausserteil für Einhebelmischer Unterputz-Brausebatterie.

Parte exteriora para monomando empotrable para ducha.

Kimono - Rivoli

.015 Cromo / Chrome / Chromé / Verchromt / Cromado

AC0364

Parte esterna per monocomando vasca incasso.

External part for concealed single lever bath mixer.

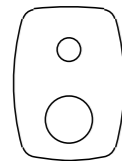
Partie extérieure pour mitigeur de bain-douche encastré.

Ausserteil für Einhebelmischer Unterputz-Badebatterie.

Parte exteriora para monomando empotrable para bañera.

Kimono - Rivoli

.015 Cromo / Chrome / Chromé / Verchromt / Cromado

AC0382

Parte esterna per monocomando vasca incasso.

External part for concealed single lever bath mixer.

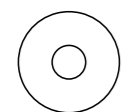
Partie extérieure pour mitigeur de bain-douche encastré.

Ausserteil für Einhebelmischer Unterputz-Badebatterie.

Parte exteriora para monomando empotrable para bañera.

Aurora - Mare - Sax

.015 Cromo / Chrome / Chromé / Verchromt / Cromado

AC0416

Parte esterna per monocomando doccia incasso.

External part for concealed single lever shower mixer.

Partie extérieure pour mitigeur de douche encastré.

Ausserteil für Einhebelmischer Unterputz-Brausebatterie.

Parte exteriora para monomando empotrable para ducha.

Sax

.015 Cromo / Chrome / Chromé / Verchromt / Cromado

AC0765

Leva lavabo-bidet ARIA.

ARIA washbasin-bidet handle.

Poignée lavabo et bidet ARIA.

ARIA Waschtisch-und Bidetmischer hebel.

Maneta lavabo-bidé ARIA.

.015 Cromo / Chrome / Chromé / Verchromt / Cromado

.081 Talco


.082 Pomice

.083 Brina

.084 Arenaria

.085 Cacao

.086 Basalto

AC0766

Leva vasca esterno ARIA.

ARIA external bath mixer handle.

Poignée mitigeur de bain-douche ARIA.

ARIA Bademischer Hebel.

Maneta baño ducha externo ARIA.

.015 Cromo / Chrome / Chromé / Verchromt / Cromado

.081 Talco


.082 Pomice

.083 Brina

.084 Arenaria

.085 Cacao

.086 Basalto

AC0767

Leva doccia esterno - doccia e vasca incasso ARIA.

ARIA external shower mixer and concealed bath mixer handle.

Poignée mitigeur de douche et de bain-douche encastré ARIA.

ARIA Brausemischer und Unterputz-Badebatterie Hebel.

Maneta ducha externa - encastre ducha y encastre baño ducha ARIA.

.015 Cromo / Chrome / Chromé / Verchromt / Cromado

.081 Talco

.082 Pomice

.083 Brina

.084 Arenaria

.085 Cacao

.086 Basalto

AC0768

Leva lavabo - bidet WOLO.

WOLO washbasin-bidet handle.

Poignée lavabo et bidet WOLO.

WOLO Waschtisch-und Bidetmischer Hebel.

Maneta lavabo-bidé WOLO.

.015 Cromo / Chrome / Chromé / Verchromt / Cromado

AC0769

Leva doccia e vasca esterno - doccia e vasca incasso WOLO.

WOLO external and concealed shower and bath mixer handle.

Poignée pour mitigeur douche et bain-douche mural et encastré WOLO.

WOLO Hebel Brause-und Bademischer und Unterputz-Brause und Badebatterie.

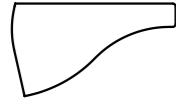
Maneta ducha externa y baño externa - encastre ducha y encastre baño ducha WOLO.

.015 Cromo / Chrome / Chromé / Verchromt / Cromado

AC0798

Leva lavabo - bidet FLAUTO.
 FLAUTO washbasin-bidet handle.
 Poignée lavabo et bidet FLAUTO.
 FLAUTO Waschtisch-und Bidetmischer Hebel.
 Maneta lavabo-bidé FLAUTO.

.015 Cromo / Chrome / Chromé / Verchromt / Cromado
.560 Leva Nera / Black Handle / Poignée Noire / Schwar-
 zer Griff / Maneta Negra

AC0799

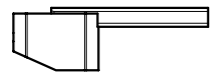
Leva vasca-doccia esterno FLAUTO.
 FLAUTO external bath - shower mixer handle.
 Poignée mitigeur de douche et bain-douche FLAUTO.
 FLAUTO Brausemischer - Bademischer Hebel.
 Maneta ducha externa y baño externa FLAUTO con.

.015 Cromo / Chrome / Chromé / Verchromt / Cromado
.560 Leva Nera / Black Handle / Poignée Noire / Schwar-
 zer Griff / Maneta Negra

AC0800

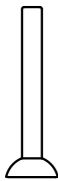
Leva incassi FLAUTO.
 FLAUTO handle for concealed mixer.
 Poignée FLAUTO pour mitigeur encastré.
 FLAUTO Griff zur UP-Armatur.
 Maneta FLAUTO para grifería para empotrar.

.015 Cromo / Chrome / Chromé / Verchromt / Cromado
.560 Leva Nera / Black Handle / Poignée Noire / Schwar-
 zer Griff / Maneta Negra

AC0650

Leva vasca AZETA CRYSTAL.
 AZETA CRYSTAL bath mixer handle.
 Poignée mitigeur de bain-douche AZETA CRYSTAL.
 AZETA CRYSTAL Bademischer Hebel.
 Maneta baño ducha AZETA.

.015 Cromo / Chrome / Chromé / Verchromt / Cromado

AC0812

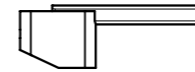
Leva 360 OMEGA.
 360 OMEGA handle.
 Poignée 360 OMEGA.
 Griff 360 OMEGA.
 Maneta 360 OMEGA.

.015 Cromo / Chrome / Chromé / Verchromt / Cromado

AC0802

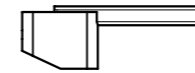
Leva completa lavello cucina CONIC ø 40.
 Kitchen CONIC handle ø 40.
 Poignée cuisine ø 40 CONIC.
 Griff ø 40 CONIC Küchen .
 Maneta completa ø 40 CONIC cocina.

.015 Cromo / Chrome / Chromé / Verchromt / Cromado

AC0776

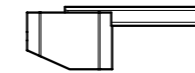
Leva lavabo-bidet AZETA CRYSTAL.
 AZETA CRYSTAL washbasin-bidet handle.
 Poignée lavabo et bidet AZETA CRYSTAL.
 AZETA CRYSTAL Waschtisch-und Bidetmischer Hebel.
 Maneta lavabo-bidé AZETA CRYSTAL.

.015 Cromo / Chrome / Chromé / Verchromt / Cromado

AC0773

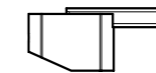
Leva lavabo-bidet AZETA.
 AZETA washbasin-bidet handle.
 Poignée lavabo et bidet AZETA.
 AZETA Waschtisch-und Bidetmischer Hebel.
 Maneta lavabo-bidé AZETA.

.015 Cromo / Chrome / Chromé / Verchromt / Cromado

AC0774

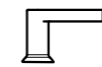
Leva completa vasca AZETA.
 AZETA bath mixer handle.
 Poignée mitigeur de bain-douche AZETA.
 AZETA Bademischer Hebel.
 Maneta baño ducha AZETA.

.015 Cromo / Chrome / Chromé / Verchromt / Cromado

AC0775

Leva doccia AZETA.
 AZETA shower mixer handle.
 Poignée mitigeur de douche AZETA.
 AZETA Brausemischer Hebel.
 Maneta ducha AZETA.

.015 Cromo / Chrome / Chromé / Verchromt / Cromado

AC0931

Leva lavabo-bidet LIVING.
 LIVING washbasin-bidet handle.
 Poignée lavabo et bidet LIVING.
 Waschtisch-und Bidetmischer Hebel LIVING.
 Maneta lavabo-bidé LIVING.

.015 Cromo / Chrome / Chromé
 Verchromt / Cromado

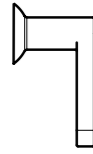
AC0932

Leva lavabo/bidet 3 fori-bordo vasca LIVING.
 LIVING 3-holes washbasin/bidet-handle.
 Poignée lavabo et bidet-3-trous bec mobile LIVING.
 Waschtisch-und Bidetmischer-3-Loch-Bidetbatterie Hebel LIVING
 Maneta para lavabo-bidé de 3 piezas LIVING.

.015 Cromo / Chrome / Chromé
 Verchromt / Cromado

AC0933

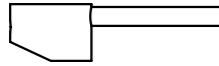
Leva lavabo/bidet-vasca incasso a parete LIVING.
 LIVING washbasin/bidet-handle.
 Poignée lavabo-bidet bec mobile LIVING.
 Waschtisch-und Bidetmischer Hebel LIVING
 Maneta para lavabo-bidé- LIVING.



.015 Cromo / Chrome / Chromé / Verchromt / Cromado

AC0780

Leva ELIO.
 ELIO washbasin-bidet handle.
 Poignée ELIO.
 Griff ELIO.
 Maneta ELIO.



.015 Cromo / Chrome / Chromé / Verchromt / Cromado

AC0791

Leva RIVOLI completa.
 RIVOLI handle.
 Poignée RIVOLI.
 Griff RIVOLI.
 Maneta RIVOLI completa.



.015 Cromo / Chrome / Chromé / Verchromt / Cromado

AC0637

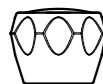
Leva completa KIMONO.
 KIMONO washbasin-bidet handle.
 Poignée KIMONO.
 Griff KIMONO.
 Maneta KIMONO completa.



.015 Cromo / Chrome / Chromé / Verchromt / Cromado

AC0785**AC0786**

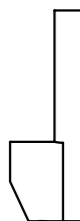
AC0785
Maniglia MALTA completa fredda.
 MALTA freddo insert cold handle.
 Poignée froid MALTA freddo insert.
 MALTA kalt Griff mit freddo Plakette.
 Maneta MALTA completa con índice frio.
AC0786
Maniglia MALTA completa calda.
 MALTA caldo insert hot handle
 Poignée chaud MALTA caldo insert
 MALTA warm Griff mit caldo Plakette
 Maneta completa MALTA.



.015 Cromo / Chrome / Chromé / Verchromt / Cromado

AC0806

Leva KEO.
 KEO handle.
 Poignée KEO.
 Griff KEO.
 Maneta completa KEO.



.015 Cromo / Chrome / Chromé / Verchromt / Cromado

AC0500

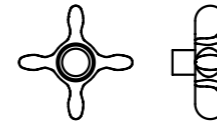
Maniglia swaroski a sfera (KARENINA).
 Swaroski ball handle (KARENINA).
 Poignée sphère Swaroski (KARENINA).
 Swaroski Kugelgriff (KARENINA).
 Maneta con bola de cristales swarovski (KARENINA).



.015 Cromo / Chrome / Chromé / Verchromt / Cromado
.010 Oro / Gold / Doré / Gold / Oro
.065 Bronzato / Bronze / Bronze / Bronze / Bronze

AC0789**AC0790**

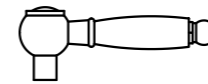
AC0789
Maniglia OTTOCENTO completa fredda.
 OTTOCENTO freddo insert cold handle.
 Poignée froid OTTOCENTO freddo insert.
 OTTOCENTO kalt Griff mit freddo Plakette.
 Maneta OTTOCENTO completa con índice frio.
AC0790
Maniglia OTTOCENTO completa calda.
 OTTOCENTO caldo insert hot handle
 Poignée chaud OTTOCENTO caldo insert
 OTTOCENTO warm Griff mit caldo Plakette
 Maneta completa OTTOCENTO.



.010 Oro / Gold / Doré / Gold / Oro
.015 Cromo / Chrome / Chromé / Verchromt / Cromado
.065 Bronzato / Bronze / Bronze / Bronze / Bronze

AC0501**AC0502**

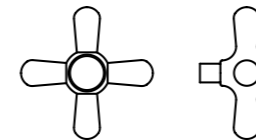
AC0501
Maniglia DORIAN completa fredda.
 DORIAN freddo insert cold handle.
 Poignée froid DORIAN freddo insert.
 DORIAN kalt Griff mit freddo Plakette.
 Maneta DORIAN completa con índice frio.
AC0502
Maniglia DORIAN completa calda.
 DORIAN caldo insert hot handle
 Poignée chaud DORIAN caldo insert
 DORIAN warm Griff mit caldo Plakette
 Maneta completa DORIAN.



.015 Cromo / Chrome / Chromé / Verchromt / Cromado
.010 Oro / Gold / Doré / Gold / Oro
.065 Bronzato / Bronze / Bronze / Bronze / Bronze

AC0770**AC0771**

AC0770
Maniglia ARMONY completa fredda.
 ARMONY freddo insert cold handle.
 Poignée froid ARMONY freddo insert.
 ARMONY kalt Griff mit freddo Plakette.
 Maneta ARMONY completa con índice frio.
AC0771
Maniglia ARMONY completa calda.
 ARMONY caldo insert hot handle
 Poignée chaud ARMONY caldo insert
 ARMONY warm Griff mit caldo Plakette
 Maneta completa ARMONY.



.015 Cromo / Chrome / Chromé / Verchromt / Cromado
.065 Bronzato / Bronze / Bronze / Bronze / Bronze

AC0804

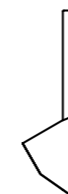
Leva VALENTINO.
 VALENTINO handle.
 Poignée VALENTINO.
 Griff VALENTINO.
 Maneta completa VALENTINO.



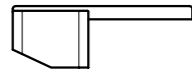
.015 Cromo / Chrome / Chromé / Verchromt / Cromado

AC0805

Leva HABITAT.
 HABITAT handle.
 Poignée HABITAT.
 Griff HABITAT.
 Maneta completa HABITAT.



.015 Cromo / Chrome / Chromé / Verchromt / Cromado

AC0803

Leva DADO.
DADO handle.
Poignée DADO.
Griff DADO.
Maneta completa DADO.

.015 Cromo / Chrome / Chromé / Verchromt / Cromado

AC0793

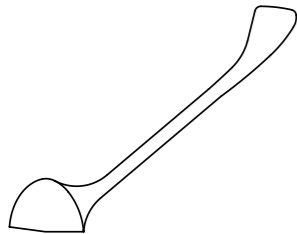
Leva SAX.
SAX washbasin-bidet handle.
Poignée SAX.
Griff SAX.
Maneta SAX.

.015 Cromo / Chrome / Chromé / Verchromt / Cromado

AC0937

Leva OBLIQUE PRO.
OBLIQUE PRO handle.
Poignée OBLIQUE PRO.
Griff OBLIQUE PRO.
Maneta completa OBLIQUE PRO.

.015 Cromo / Chrome / Chromé / Verchromt / Cromado

AC0475


Leva tipo "CLINICA" ø 40.
Sanitary lever ø 40.
Poignée clinique ø 40.
Klinik Hebel ø 40.
Maneta medical ø 40.

.015 Cromo / Chrome / Chromé / Verchromt / Cromado

AC0801

Leva ALEXANDRA.
ALEXANDRA handle.
Poignée ALEXANDRA.
Griff ALEXANDRA.
Maneta completa ALEXANDRA.

.015 Cromo / Chrome / Chromé / Verchromt / Cromado
.010 Oro / Gold / Doré / Gold / Oro
.017 Cromo-Oro / Chrome-Gold / Chromé-Or Chrom-Gold / CromoZ-Oro
.065 Bronzato / Bronze / Bronze / Bronze / Bronze

AC0458

Aeratore G3/8" Ø 18,5.
Aerator G3/8" Ø 18,5.
Aérateur G3/8" Ø 18,5.
Mischdüse G3/8" Ø 18,5.
Aireador G3/8" Ø 18,5.

.015 Cromo / Chrome / Chromé / Verchromt / Cromado

AC0459

Aeratore M 22x1 Cascade.
Cascade aerator M 22x1.
Aérateur complet M 22x1 Cascade.
Mischdüse M 22x1 Typ Cascade.
Aireador M 22x1 Cascade.

.015 Cromo / Chrome / Chromé / Verchromt / Cromado

AC0460

Aeratore M 24x1 Cascade.
Cascade aerator M 24x1.
Aérateur complet M 24x1 Cascade.
Mischdüse M 24x1 Typ Cascade.
Aireador M 24x1 Cascade.

.015 Cromo / Chrome / Chromé / Verchromt / Cromado

AC0461

Aeratore M 22x1.
Aerator M 22x1.
Aérateur complet M 22x1.
Mischdüse M 22x1.
Aireador M 22x1.

.015 Cromo / Chrome / Chromé / Verchromt / Cromado
.010 Oro / Gold / Doré / Gold / Oro
.065 Bronzato / Bronze / Bronze / Bronze / Bronze

AC0462

Aeratore M 24x1.
Aerator M 24x1.
Aérateur complet M 24x1.
Mischdüse M 24x1.
Aireador M 24x1.

.015 Cromo / Chrome / Chromé / Verchromt / Cromado
.010 Oro / Gold / Doré / Gold / Oro
.065 Bronzato / Bronze / Bronze / Bronze / Bronze

AC0463

Aeratore M 28x1.
Aerator M 28x1.
Aérateur complet M 28x1.
Mischdüse M 28x1.
Aireador M 28x1.

.015 Cromo / Chrome / Chromé / Verchromt / Cromado
.010 Oro / Gold / Doré / Gold / Oro
.065 Bronzato / Bronze / Bronze / Bronze / Bronze

AC0464

Aeratore G3/8 Ø 18,5 completo di snodo per bidet.
 Aerator with ball-joint G3/8 Ø 18,5 for bidet.
 Aérateur avec rotule G3/8 Ø 18,5 pour bidet.
 Mischdüse mit Kugelgelenk G3/8 Ø 18,5 für Bidet.
 Aireador G3/8 Ø 18,5 articulado para bidet.

.015 Cromo / Chrome / Chromé / Verchromt / Cromado

AC0465

Aeratore M 22x1 completo di snodo per bidet.
 Aerator with ball-joint M 22x1 for bidet.
 Aérateur avec rotule M22x1 pour bidet.
 Mischdüse mit Kugelgelenk M 22x1 für Bidet.
 Aireador M 22x1 articulado para bidet.

.015 Cromo / Chrome / Chromé / Verchromt / Cromado
 .010 Oro / Gold / Doré / Gold / Oro
 .065 Bronzato / Bronze / Bronze / Bronze / Bronze

AC0466

Aeratore caché completo di snodo M 18x1 per bidet YPSILON.
 Aerator caché with ball-joint M 18x1 for bidet YPSILON.
 Aérateur caché avec rotule M 18x1 pour bidet YPSILON.
 Mischdüse caché mit Kugelgelenk M 18x1 für bidet YPSILON.
 Aireador caché articulado M 18x1 para bidet YPSILON.

.015 Cromo / Chrome / Chromé / Verchromt / Cromado

AC0721

Aeratore M19x1 perlator (lavello DADO).
 Aerator M19x1 perlator (DADO sink mixer).
 Aérateur M19x1 perlator (mitigeur evier DADO).
 Mischdüse M19x1 perlator (DADO kuechenmischer).
 Aireador M19x1 perlator (fregadero DADO).

.015 Cromo / Chrome / Chromé / Verchromt / Cromado

AC0719

Aeratore rettangolare SMALL 24x6 + chiavetta (lavabo ARIA a cascata).
 Rectangular aerator SMALL 24X6 + key (ARIA Cascade washbasin).
 Aérateur rectangulaire SMALL 24X6 + clé (mitigeur de lavabo cascade ARIA).
 Rechteckige Mischdüse SMALL 24X6 + Schlüssel (ARIA Cascade Waschtischmischer).
 Aireador rectangular small 24x6 + llave (lavabo ARIA cascade).

.000 Neutro / Neutral / Neutre / Neutral / Neutral

AC0720

Aeratore AFO M24x1 FLAT + chiavetta (lavabo ARIA standard).
 Aerator AFO M24x1 FLAT + key (ARIA standard washbasin).
 Aérateur AFO M24x1 FLAT + clé (mitigeur de lavabo standard ARIA).
 Mischdüse AFO M24x1 FLAT + Schlüssel (ARIA Standard Waschtischmischer).
 Aireador AFO M24x1 FLAT + llave (lavabo ARIA standard).

.000 Neutro / Neutral / Neutre / Neutral / Neutral

AC0467

Aeratore caché completo di snodo M16x1 per bidet WOLO-ARIA.
 Aerator caché with ball-joint M 16x1 for bidet WOLO-ARIA.
 Aérateur caché avec rotule M 16x1 pour bidet WOLO-ARIA.
 Mischdüse caché mit Kugelgelenk M 16x1 für bidet WOLO-ARIA.
 Aireador caché articulado M 16x1 para bidet WOLO-ARIA.

.015 Cromo / Chrome / Chromé / Verchromt / Cromado

AC0859

Aeratore caché completo di snodo M16x1 per bidet LIVING.
 Aerator caché with ball-joint M 16x1 for bidet LIVING.
 Aérateur caché avec rotule M 16x1 pour bidet LIVING.
 Mischdüse caché mit Kugelgelenk M 16x1 für bidet LIVING.
 Aireador caché articulado M 16x1 para bidet LIVING.

.015 Cromo / Chrome / Chromé / Verchromt / Cromado

AC0469

Aeratore OMEGA-LIVING-ELIO-LOTHO caché M 16,5x1 con chiavetta.
 Aerator OMEGA-LIVING-ELIO-LOTHO caché M 16,5x1 with key.
 Aérateur OMEGA-LIVING-ELIO-LOTHO caché M 16,5x1 avec clé.
 Mischdüse OMEGA-LIVING-ELIO-LOTHO caché M 16,5x1 mit Schlüssel.
 Aireador OMEGA-LIVING-ELIO-LOTHO caché M16,5x1 con llave.

.000 Neutro / Neutral / Neutre / Neutral / Neutral

AC0470

Aeratore WOLO caché M 24x1 con chiavetta.
 Aerator WOLO caché M 22x1 with key.
 Aérateur WOLO caché M 22x1 avec clé.
 Mischdüse WOLO caché M 22x1 mit Schlüssel.
 Aireador WOLO caché M 22x1 con llave.

.000 Neutro / Neutral / Neutre / Neutral / Neutral

AC0471

Aeratore 360° caché M 21,5x1 con chiavetta.
 Aerator 360° caché M 21,5x1 with key.
 Aérateur 360° caché M 21,5x1 avec clé.
 Mischdüse 360° caché M 21,5x1 mit Schlüssel.
 Aireador 360° caché M 21,5x1 con llave.

.000 Neutro / Neutral / Neutre / Neutral / Neutral

AC0355**AC0350 FT****AC0267 WO**

Cartuccia AZETA Ø 25.
 Ceramic cartridge AZETA Ø 25.
 Cartouche céramique AZETA Ø 25.
 Keramik-Kartusche AZETA Ø 25.
 Cartucho AZETA Ø 25.

.000 Neutro / Neutral / Neutre / Neutral / Neutral

AC0684

Cartuccia ø25 aperta (lavabo ARIA standard).
 Open cartridge ø25 (ARIA standard washbasin).
 Cartouche ouverte ø25 (mitigeur de lavabo standard ARIA).
 Offene Mischdüse ø25 (ARIA Standard Waschtischmischer).
 Cartucho ø25 abierto (lavabo ARIA standard).

.000 Neutro / Neutral / Neutre / Neutral / Neutral

AC0977

Cartuccia Ø 35 senza distributore.
 Ceramic cartridge Ø 35 without distributor.
 Cartouche céramique Ø 35 sans distributeur.
 Keramik-Kartusche Ø 35 ohne Verteiler.
 Cartucho Ø 35 sin distribuidor.

.000 Neutro / Neutral / Neutre / Neutral / Neutral

AC0361

Cartuccia Ø 35 con distributore.
 Ceramic cartridge Ø 35 with distributor.
 Cartouche céramique Ø 35 avec distributeur.
 Keramik-Kartusche Ø 35 mit Verteiler.
 Cartucho Ø 35 con distribuidor.

.000 Neutro / Neutral / Neutre / Neutral / Neutral

AC0338

Cartuccia Ø 35 senza distributore.
 Ceramic cartridge Ø 35 without distributor.
 Cartouche céramique Ø 35 sans distributeur.
 Keramik-Kartusche Ø 35 ohne Verteiler.
 Cartucho Ø 35 sin distribuidor.

.000 Neutro / Neutral / Neutre / Neutral / Neutral

AC0385

Cartuccia Ø 40 con distributore.
 Ceramic cartridge Ø 40 with distributor.
 Cartouche céramique Ø 40 avec distributeur.
 Keramik-Kartusche Ø 40 mit Verteiler.
 Cartucho Ø 40 con distribuidor.

.000 Neutro / Neutral / Neutre / Neutral / Neutral

AC0370

Cartuccia Ø 40 senza distributore.
 Ceramic cartridge Ø 40 without distributor.
 Cartouche céramique Ø 40 sans distributeur.
 Keramik-Kartusche Ø 40 ohne Verteiler.
 Cartucho Ø 40 sin distribuidor.

.000 Neutro / Neutral / Neutre / Neutral / Neutral

AC0369

Cartuccia Ø 35 joystick con distributore.
 Ceramic joystick cartridge Ø 35 with distributor.
 Cartouche céramique joystick Ø 35 avec distributeur.
 Joystick Keramik-Kartusche Ø 35 mit Verteiler.
 Cartucho Ø 35 joystick con distribuidor.

.000 Neutro / Neutral / Neutre / Neutral / Neutral

AC0312

Cartuccia Ø 35 senza distributore, con limitatore di portata-temperatura ed asta ottone.
 Ceramic cartridge Ø 35 without distributor, with brass rod.
 Cartouche céramique Ø 35 sans distributeur, avec tige en laiton.
 Keramik-Kartusche Ø 35 ohne Verteiler, mit Messinghebel.
 Cartucho Ø 35 sin distribuidor, con varilla de latón.

.000 Neutro / Neutral / Neutre / Neutral / Neutral

AC0686

Cartuccia ø35 aperta (vasca e doccia esterno ARIA).
 Open cartridge ø35 (ARIA external bath and shower mixer).
 Cartouche ouverte ø35 (mitigeur de bain et de douche ARIA).
 Offene Mischdüse ø35 (ARIA Bade-und Duschkocher).
 Cartucho ø35 abierto (banera y ducha externo ARIA).

.000 Neutro / Neutral / Neutre / Neutral / Neutral

AC0347

Cartuccia Ø 35 con distributore, limitatore di portata-temperatura ed asta ottone.
 Ceramic cartridge Ø 35 with distributor, with brass rod.
 Cartouche céramique Ø 35 avec distributeur, avec tige en laiton.
 Keramik-Kartusche Ø 35 mit Verteiler, Messinghebel.
 Cartucho Ø 35 con distribuidor, con varilla de latón.

.000 Neutro / Neutral / Neutre / Neutral / Neutral

AC0335

Deviatore a cartuccia Ø 40, 3 vie
 3-ways diverter with ceramic discs Ø 40.
 Inverseur 3-voies avec disques céramiques Ø 40.
 3-Weg Umsteller mit keramischen Scheiben Ø 40.
 Desviador de cartucho Ø 40, 3 vías.

.000 Neutro / Neutral / Neutre / Neutral / Neutral

AC0329

Deviatore a cartuccia 2 vie Ø 35 con asta ottone.
 2-ways diverter with brass rod Ø 35.
 Inverseur 2-voies avec tige en laiton Ø 35.
 2-Weg Umsteller mit Messinghebel Ø 35.
 Desviador de cartucho Ø 35, 2 vías, con varilla de latón.

.000 Neutro / Neutral / Neutre / Neutral / Neutral

AC0360

Cartuccia termostatica Ø 46.
 Cartridge for thermostatic mixer Ø 46.
 Cartouche pour mitigeur thermostatique Ø 46.
 Thermostat-Kartusche Ø 46.
 Cartucho termostático Ø 46.

.000 Neutro / Neutral / Neutre / Neutral / Neutral

AC0330

Cartuccia termostatica.
 Cartridge for thermostatic mixer.
 Cartouche pour mitigeur thermostatique.
 Thermostat-Kartusche.
 Cartucho termostático.

.000 Neutro / Neutral / Neutre / Neutral / Neutral

AC0832

Cartuccia ELIO termostatica.
 Cartridge ELIO for thermostatic mixer.
 Cartouche ELIO pour mitigeur thermostatique.
 Thermostat-Kartusche ELIO.
 Cartucho ELIO termostático.

.000 Neutro / Neutral / Neutre / Neutral / Neutral

AC0390

Vitone 1/2" tenuta gomma.
 Upperpart 1/2".
 Tête seule 1/2".
 Oberteil 1/2".
 Montura 1/2" retén de goma.

.000 Neutro / Neutral / Neutre / Neutral / Neutral

AC0387

Vitone 1/2" per attacco lavastoviglie.
 1/2" cartridge for dishwasher machine connection.
 Cartouche pour attache lave-vaisselle, 1/2".
 1/2" geräteanschlusskartusche.
 Montura 1/2" para conexión lavavajillas.

.000 Neutro / Neutral / Neutre / Neutral / Neutral

AC0331

Vitone 1/2" 90° DX a dischi ceramici broccia 8X20.
 1/2" ceramic upperpart right 90°.
 Tête céramique 1/2" droite 90°.
 1/2" keramik-Oberteil rechts 90°.
 Montura 1/2", 90° DX de discos cerámicos.

.000 Neutro / Neutral / Neutre / Neutral / Neutral

AC0332

Vitone 1/2" 90° SX a dischi ceramici broccia 8x20.
 1/2" ceramic upperpart left 90°.
 Tête céramique 1/2" droite 90°.
 1/2" keramik-Oberteil rechts 90°.
 Montura 1/2", 90° SX de discos cerámicos.

.000 Neutro / Neutral / Neutre / Neutral / Neutral

AC0378

Vitone 1/2" 90° DX a dischi ceramici broccia 10X32.
 1/2" ceramic upperpart right 90°.
 Tête céramique 1/2" droite 90°.
 1/2" keramik-Oberteil rechts 90°.
 Montura 1/2", 90° DX de discos cerámicos.

.000 Neutro / Neutral / Neutre / Neutral / Neutral

AC0379

Vitone 1/2" 90° SX a dischi ceramici broccia 10X32.
 1/2" ceramic upperpart left 90°.
 Tête céramique 1/2" gauche 90°.
 1/2" keramik-Oberteil links 90°.
 Montura 1/2", 90° SX de discos cerámicos.

.000 Neutro / Neutral / Neutre / Neutral / Neutral

AC0325

Vitone 1/2" 90° DX regolabile a dischi ceramici broccia 8x20.
 1/2" ceramic upperpart right 90°.
 Tête céramique 1/2" droite 90°.
 1/2" keramik-Oberteil rechts 90°.
 Montura 1/2", 90° DX de discos cerámicos.

.000 Neutro / Neutral / Neutre / Neutral / Neutral

AC0326

Vitone 1/2" 90° SX regolabile a dischi ceramici broccia 8x20.
 1/2" ceramic upperpart left 90°.
 Tête céramique 1/2" droite 90°.
 1/2" keramik-Oberteil rechts 90°.
 Montura 1/2", 90° SX de discos cerámicos.

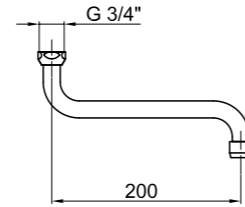
.000 Neutro / Neutral / Neutre / Neutral / Neutral

AC0505



Canna tipo "S" interasse 200/300 mm.
Swivel "S" spout 200/300 mm.
Bec mobile modèle "S" 200/300 mm.
"S" Schwenkrohrauslauf 200/300 mm.
Caño en forma de "S", distancia entre los ejes 200/300 mm.

.015 Cromo / Chrome / Chromé
Verchromt / Cromado

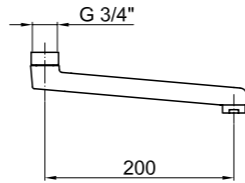


AC0474



Canna idroformata tipo "S" interasse 200 mm.
Swivel forged "S" spout 200 mm.
Bec mobile **idroformée** "S" 200 mm.
"S" Schwenkrohrauslauf **Auslauf** 200 mm.
Caño **idroformado** en forma de "S", distancia entre los ejes 200 mm.

.015 Cromo / Chrome / Chromé / Verchromt / Cromado

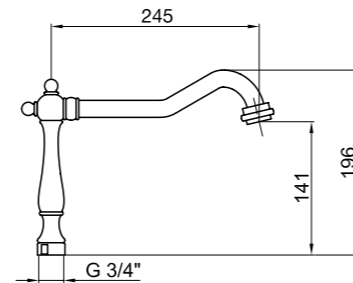


AC0722



Canna antica lavello "OTTOCENTO" interasse 245 mm.
"OTTOCENTO" old fashion spout, 245mm.
"OTTOCENTO" bec rétro, 245 mm.
"OTTOCENTO" old fashion Auslauf, 245mm.
Caño para fregadero "OTTOCENTO" de 245 mm.

.015 Cromo / Chrome / Chromé / Verchromt / Cromado

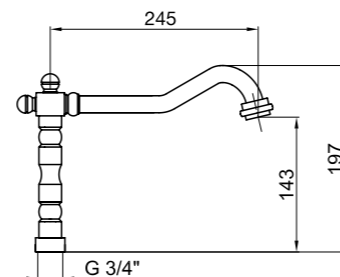


AC0723



Canna antica lavello "ARMONY" interasse 245 mm.
"ARMONY" old fashion spout, 245mm.
"ARMONY" bec rétro, 245 mm.
"ARMONY" old fashion Auslauf, 245mm.
Caño para fregadero "ARMONY" de 245 mm.

.015 Cromo / Chrome / Chromé / Verchromt / Cromado

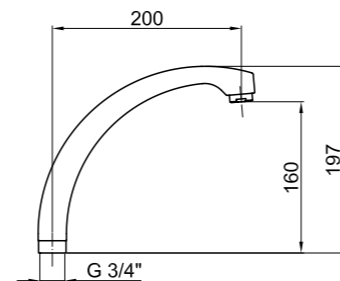


AC0724



Canna idroformata tipo Berlino interasse 200 mm.
Swivel forged Berlino spout 200 mm.
Bec mobile **idroformée** Berlino 200 mm.
Berlino Schwenkrohrauslauf **Auslauf** 200 mm.
Caño **idroformado** en forma de Berlino, distancia entre los ejes 200 mm.

.015 Cromo / Chrome / Chromé / Verchromt / Cromado



AC0111



Liquido brillantante apposito per pulizia rubinetti.
Polish fluid for tap cleaning.
Liquide de rincage pour nettoyage de la robinetterie.
Klarspülmittel fuer Armaturenreinigung.
Brillantante específico para limpieza de grifos.

CC 500

.000 Neutro / Neutral / Neutre / Neutral / Neutral

Certificato di garanzia

Gentile Cliente:

La Webert Industry garantisce i propri prodotti per vizi di fabbricazione per cinque anni dalla data del documento fiscale comprovante l'acquisto, entro tale termine, in caso di accertato difetto di fabbricazione, la Webert Industry, provvederà, a suo insindacabile giudizio, alla sostituzione gratuita del pezzo o all'eliminazione dei vizi.
Rammentiamo che non sono garantiti i danni causati da:

Messa in opera non conforme, utilizzo anomalo o inadeguato, errata manutenzione, normale usura, impiego di prodotti di pulizia non adatti, urti generati da trasporti o mancanza di cura durante l'installazione, gelo, parti estranee presenti nelle condutture. La garanzia non sarà, inoltre, operante in mancanza della documentazione comprovante la data di acquisto e in nessun caso (la garanzia) da diritto alla rifusione di spese e risarcimenti da danni diretti e indiretti subiti dal cliente quali montaggio/smontaggio del prodotto, interventi tecnici da personale specializzato, sospensione dell'utilizzo del prodotto.

Disposizioni tecniche

- 1) È opportuno installare appositi filtri e addolcitori da pulire periodicamente a monte della rubinetteria.
- 2) Il filtro dell'aeratore deve essere pulito periodicamente.
- 3) Pulire esclusivamente il rubinetto con acqua e sapone asciugando con panno morbido, non utilizzare detersivi contenenti acidi, alcool, detersivi in polvere, paglie metalliche, spugne abrasive.
- 4) Effettuare il risciacquo delle tubazioni prima di installare il rubinetto.
- 5) Pressione d'uso consigliata: 2:5 bar
- 6) Pressione max: 8 bar
- 7) Temperatura acqua calda consigliata: 60°C
- 8) Temperatura acqua calda max: 70°C

Certificat de garantie

La Webert Industry garantie ses produits contre tous défauts de fabrication pendant une période de 5 ans à partir de la date de la facture d'achat ; dans ce délai, au cas où on a constaté le défaut de fabrication, la Webert Industry décidera, selon son avis, de remplacer gratuitement ou réparer le produit.

La garantie ne couvre pas les dommages causés par :

Installation erronée du produit, utilisation non conforme où inadéquate, maintenance (entretien) erronée, usure normale, emploi de produits de nettoyage non appropriés, coups reçus pendant le transport ou mauvais entretien pendant l'installation, gel, corps étrangers présents dans les conduites.

La garantie ne sera pas valable si le client n'est pas en mesure de présenter les documents qui certifient la date d'achat. En aucun cas la garantie donne droit au remboursement des frais et dédommagement direct ou indirect que le client a eu pendant l'installation ou le démontage d'un produit ni elle couvre la prestation technique du personnel spécialisé ou si le produit reste inutilisé pendant longtemps.

- 1) Il est opportun d'installer des filtres appropriés en installant la robinetterie et des adoucissants qui doivent être nettoyés périodiquement.
- 2) Le filtre de l'aérateur doit être nettoyé périodiquement
- 3) Le robinet doit être nettoyé seulement avec de l'eau tiède savonneuse et essuyé avec un linge souple, il ne faut pas utiliser des détergents avec de l'acide, alcool, poudres détergentes, paillettes métalliques et éponges abrasives.
- 4) Effectuer le rinçage des conduites avant d'installer le robinet.
- 5) Pression d'usage recommandée: 2:5 bar
- 6) Pression de service maximale: 8 bar
- 7) Température de l'eau chaude conseillée: 60° C
- 8) Température maximale de l'eau conseillée: 70° C

Certificado de garantía

Estimado Cliente:

Webert Industry garantiza sus productos por vicios de fabricación, por cinco años a partir de la fecha del comprobante fiscal de la adquisición; durante dicho período, en caso de verificación de un defecto de fabricación, Webert Industry, procederá, a su juicio inapelable, a sustituir gratuitamente la pieza defectuosa o a eliminar los vicios existentes.

Le recordamos que no están cubiertos por la garantía los daños causados por: puesta en obra no conforme, utilización anómala o inadecuada, incorrecto mantenimiento, normal desgaste, utilización de productos de limpieza no apropiados, choques causados por negligencia durante el transporte y la instalación, hielo, cuerpos extraños presentes en la tubería.

La garantía no será válida, además, si no se posee el comprobante de compra que certifica la fecha, y en ningún caso (la garantía) da derecho a indemnización de gastos y resarcimientos de daños directos e indirectos, sufridos por el cliente, como montaje/desmontaje del producto, intervenciones técnicas realizadas por personal

Guarantee certificate

Dear customer,

Webert Industry guarantees its products against manufacturing defects for five years from the date of the document certifying the purchase; within this period, in case of a stated defective product, Webert Industry may choose at its own discretion whether to repair or replace it.

The following cases aren't covered by the aforesaid guarantee:

Wrong installation of product, Damages caused by improper use or bad care, Normal wear and tear, Use of unsuitable powders or creams, Damages caused by not careful transportation or an improper mounting, Ice or foreign parts in the piping.

This guarantee won't be valid in case of missing documents certifying the purchase date. Any compensation for replacement expenses is excluded in case of direct or indirect damages suffered by customer, such as installation/disassembly of the product, technical intervention of skilled workers or not interruption of use of the product.

Technical devices

- 1) It is necessary to install suitable filters and water-softener to be kept duly cleaned
- 2) The filter of the aerator must be periodically cleaned
- 3) Tap must be cleaned exclusively using warm soapy water and dried with a soft cloth; don't use powders or creams containing alcohol, acid, metal or abrasivesponges.
- 4) Rinse the pipes before installing the tap
- 5) recommended operation pressure (unless products for Irland & UK, which are to be 0,1 upwards): 2:5 bar
- 6) Max operating pressure: 8 bar
- 7) Max operating temperature: 60° C
- 8) Max water temperature: 70° C

Garantiekarte

Sehr geehrte Damen und Herren,

Webert Industry leistet auf all Ihre Produkte gegen mangelhafte Ware eine 5-jaehrige Garantie ab dem Kaufdatum. Vor Ablauf dieser Frist im Falle von festgestellten Herstellungsfehler, wird Webert Industry, nach eigener Wahl, für den kostenlosen Ersatz oder eine Reparatur der fehlerhaften Armatur sorgen.

Diese Garantie gilt nicht wenn der Schaden verursacht wird durch:

Fehlerhaften Installation, falsche, unsachgemäße Behandlung oder Bedienung, unsachgemäße Montage, unüblichen Gebrauch, gebrauch ungeeigneter Putzmittel, einwirkungen während des Transports oder nicht sorgfältige Installation, frost oder Schmutz in den Leitungen.

Diese Garantie ist nur gültig, mit dem dazugehörigen Kassenbeleg, der das Kaufdatum bestätigt. Auf keinem Fall berechtigt die Garantie jegliche Ersatzansprüche hinsichtlich fehlerhafte Installation des Produkts, Wartung und Reparaturen durch unbefugtes Personal oder wenn das Produkt nicht mehr in Verwendung ist.

Pflegeanleitungen und technische Daten

- 1) Wir empfehlen, an die Wasseranlage eine Filterarmatur oder mindestens ein Filter zu montieren, um den Eingang von Fremdkörpern zu vermeiden. Diese Filter müssen ab und zu gereinigt werden.
- 2) Der Filter der Mischdüse muss ab und zu gereinigt werden.
- 3) Reinigen sie die Armatur nur mit Wasser und Seife und trocknen sie diese mit einem weichen Tuch
- 4) Die Wasserleitungen gut durchspülen bevor die Armatur montiert ist.
- 5) Empfohlener Betriebsdruck: 2:5 bar
- 6) Maximaler Betriebsdruck: 8 bar
- 7) Empfohlene Warmwassertemperatur: 60° C
- 8) Maximale Warmwassertemperatur: 70° C

especializado y suspensión del uso del producto.

Disposiciones técnicas

- 1) Es oportuno instalar específicos filtros y descondensadores aguas arriba de la grifería; límpielos periódicamente.
- 2) El filtro del ventilador también se debe limpiar periódicamente.
- 3) Limpie el grifo exclusivamente con agua y jabón secándolo con un paño suave, no utilice detergentes que contengan ácidos o alcohol, detergentes en polvo ni esponjas metálicas o abrasivas.
- 4) Realice un enjuague de las tuberías antes de instalar el grifo.
- 5) Presión de uso aconsejada : 2 : 5 bar
- 6) Presión máx : 8 bar
- 7) Temperatura del agua caliente aconsejada : 60°C
- 8) Temperatura del agua máx. 70°C

ZAHLUNGSBEDINGUNGEN

Die Überweisungen müssen einzig und allein an unsere Niederlassung durchgeführt werden. Eine fehlende oder verspätete Zahlung, wenn auch nur teilweise, einer einzigen Rechnung oder hinsichtlich der Fälligkeit berechtigt uns, die Durchführung der laufenden Lieferungen einzustellen und zur Verweigerung der Erledigung jeglicher Bestellung, unter Vorbehalt einer Entschädigung hinsichtlich des, von uns erlittenen Schaden

Das Vorhandensein von Beanstandungen hinsichtlich der Lieferungen berechtigt nicht zur Einstellung oder Verzögerung von Zahlungen.

Die Nichtbeachtung der Zahlungsfristen führt zur Lastschrift bezüglich der Verzugszin-

CONDICIONES GENERALES DE VENTA

LISTA DE PRECIOS

Los precios indicados se expresan en euros, al neto del de IVA, y se consideran para la mercancía puesta en nuestro establecimiento de MAGGIORA; son los precios vigen-tes a la fecha del pedido, salvo diversa oferta nuestra escrita, que prevalecerá sobre la presente condición general.

ACEPTACIÓN

Salvo preventiva derogación nuestra, escrita y firmada, todos los pedidos se con-sideraran aceptados en las condiciones generales de venta vigentes y, si han sido transmitidos a los agentes, serán vinculantes para nosotros solamente a partir de nuestra específica aprobación.

TÉRMINOS DE ENTREGA

Los términos de entrega se consideran siempre indicativos y perentorios, incluso en derogación de toda diversa indicación contenida en los pedidos, o sea, en las confirmaciones de pedido provenientes del cliente. Retrasos en la entrega no dan derecho al cliente a anular o reducir el pedido, ni a solicitar adeudo o sanción alguna. Los plazos se calculan en días laborales al neto de las suspensiones determinadas por caso fortuito, fuerza mayor o causas de todos modos referibles al cliente.

PRODUCTOS

Nuestros productos se proyectan, fabrican y ensayan en concordancia con las siguientes normas:

- para la grifería tradicional, UNI EN 200.

- para los mezcladores monomando, UNI EN 817.

TRANSPORTE

La mercancía, incluso cuando es enviada franco destinación, viaja a riesgo y peligro del comprador. El destinatario aun cuando es diferente del comprador debe, pena la caducidad, verificar la mercancía, el número de fardos, el estado del embalaje en el momento de la entrega, así como expresar las eventuales reservas y reclamaciones al vector o al transportista. Eventuales diferentes condiciones deberán resultar en documento firmado por nosotros, pena la nulidad.

TOLERANCIAS

El muestrario de acabados es puramente indicativo y no se entrega garantía de unifor-midad de coloración entre diversas partidas. El retiro de los pedidos indica aceptación de las tolerancias inherentes a la diferencia de color. Nos reservamos la facultad de modificar las características técnicas y constructivas de los productos, con el solo límite de la reducción de las funcionalidades garantizadas al producto.

PULIZIA / CLEAN

Si raccomanda di pulire le superfici cromate, dorate e colorate con acqua e sapone usando un pammo morbido. Tracce di calcare possono essere eliminate con il prodotto AC0111 Inox Brill.

It is recommended to clean chrome plated, gold and coloured surfaces with soap and water by using a soft cloth. Traces of calcareous can be removed by AC0111 Inox Brill.

Pour l'entretien de toute notre robinetterie dans les solutions chromées, dorées et colorées, nous recommandons d'utiliser uniquement de l'eau et du savon avec un chiffon souple.Traces de calcaire peuvent être facilement éliminées avec l'emploi du produit AC0111 Inox Brill.

Wir empfehlen die verchromte, vergoldete und farbige Oberfläche mit Wasser, Seife und einem weichen Tuch zu reinigen. Kalkspuren können mit dem Putzmittel AC0111 Inox Brill entfernt werden

Se recomienda limpiar las superficies cromadas, doradas y coloreadas con agua y jabón utilizando un paño suave. Huellas de caliza pueden ser eliminado con el producto AC0111 Inox Brill.

sen gemäß Ermächtigungsgesetz 231/02 ab dem Datum der in Verzugsetzung, unter Vorbehalt anderslautender schriftlicher Präzision unsererseits.

Die Ware bleiben bis zur vollständigen Zahlung des jeweiligen Preises unser Eigentum (Art. 1523- 1526 BGB).

GERICHTSBARKEIT UND ANWENDBARE GESETZE

Die Geschäftsverhältnisse mit unserem Unternehmen unterliegen dem italienischen Gesetz, bzw. den vorherrschenden internationalen Abkommen und jegliche Streitfrage unterliegt ausschließlich der Gerichtsbarkeit des italienischen Richters.

RECLAMACIONES

Reclamaciones de cualquier naturaleza deberán enviarse exclusivamente a nuestra sociedad; no serán legítimas aquellas recibidas por los agentes ni cualquier otro sujeto externo a nuestra dirección de ventas.

Las reclamaciones sobre los bienes proveídos serán válidas a condición de que se haya realizado su preventivo e integral pago.

Las reclamaciones deberán entregarse por escrito y en forma detallada, pena la no admisibilidad, en los 8 días siguientes a la recepción de la mercancía, salvo las prescri-pciones del jefe de transporte y salvo diversa inderogable norma de ley.

GARANTÍA

Reconocemos, a partir de la fecha de entrega del producto, el período de garantía de 5 anos.

La garantía se limita a la reparación o sustitución, a nuestra discreción, del producto defectuoso, excluyendo cualquier otra nuestra obligación.

La sustitución del producto tendrá lugar en nuestro establecimiento de Maggiora.

La garantía no cubre daños derivados de negligencia o dolo, o sea, de causas de fuerza mayor.

La sustitución o la reparación de la mercancía imperfecta podrá realizarse solamente previa devolución en nuestro establecimiento de Maggiora de las unidades reclama-das.

PAGOS

Los pagos deberán ser transmitidos únicamente a nuestra sede.

La falta o el retraso del pago incluso parcial de una sola factura o vencimiento, nos autoriza a suspender la realización de las provisiones en curso y a rechazar la entrega de cualquier otro pedido, salvo el resarcimiento del daño sufrido.

La existencia de reclamaciones acerca de las provisiones no legitima la suspensión o el atraso en los pagos.

La inobservancia de los términos de pago comportará el adeudo de los intereses de mora con la tasa indicada por el Dec. Leg. 231/02 con efecto a partir de la fecha de declaración en mora, salvo nuestra diversa indicación escrita.

Las mercancías son de nuestra propiedad hasta el pago integral del correspondiente precio (Art. 1523 - 1526 del Código Civil).

JURISDICCIÓN Y LEY APLICABLE

Las relaciones comerciales con nuestra empresa son reguladas por la ley italiana, o sea por las convenciones internacionales que prevalecen, y toda eventual controversia estará sujeta en vía exclusiva a la jurisdicción del juez italiano.



Webert Industry Srl
Via M. F. Beltrami, 11
28014 Maggiore (NO)
ITALY

Tel +39.0322.870180
Fax +39.0322.87472

info@webert.it
webert.it